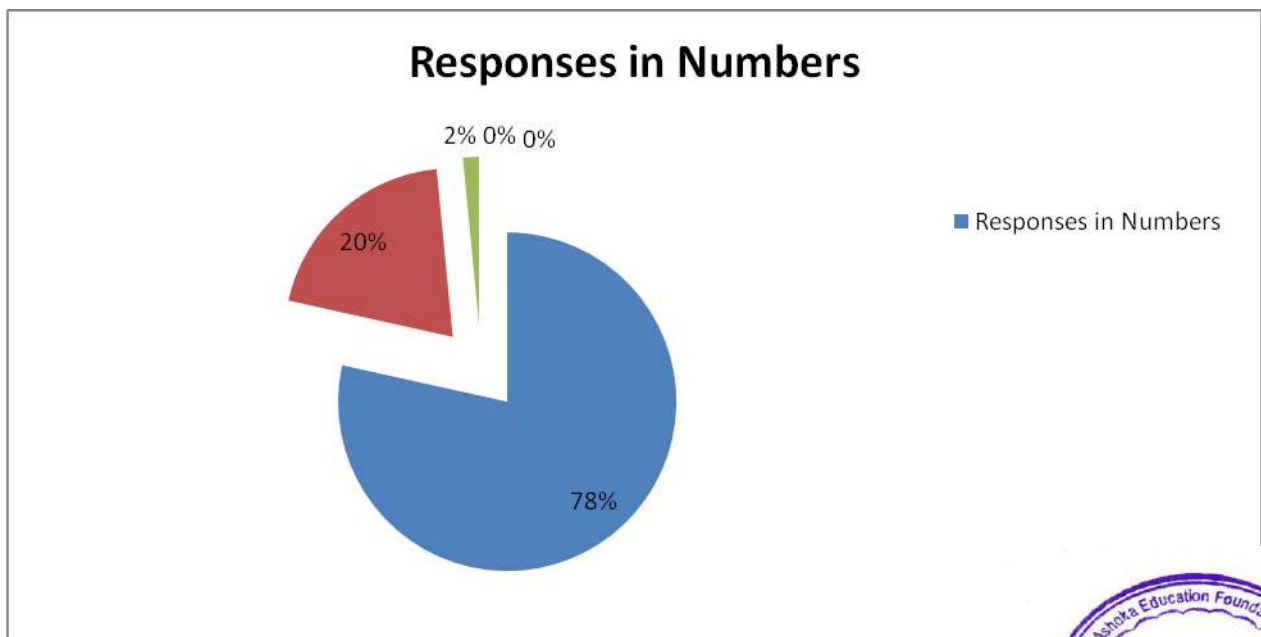


Student Satisfactory Survey Report Academic Year - 2019-20

A survey of student satisfaction was conducted for academic year 2019-20 for the batch 2018-20. The survey was implemented online through Google form. Google form link was shared to students to participate in this online survey. Participation was voluntary and respondents were ensured confidentiality. The survey was developed based on Guidelines given by NAAC. The SSS questionnaire contains 20 objectives and 1 subjective questions taken from NAAC website. Students were encouraged to participate in the survey through Poster of survey displayed on notice board. Total 65 students' responses (from 100 percent students) were received. Its analysis is as follows –

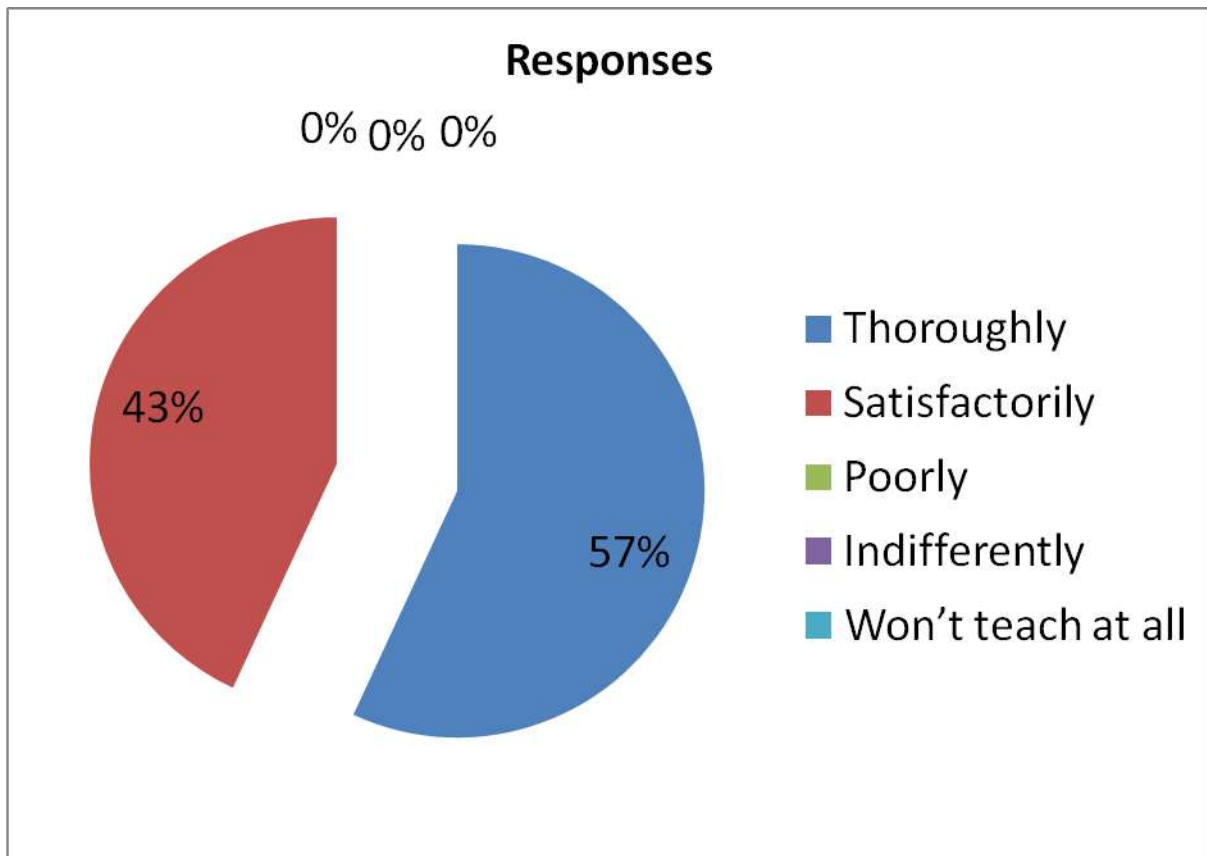
1. How much of the syllabus was covered in the class?

Sr. No.	Percentage of Syllabus Completed Options	Responses in Numbers	Responses in Percentage
1.	85 to 100%	51	78.46
2.	70 to 84%	13	20.00
3.	55 to 69%	1	1.54
4.	30 to 54%	0	0.00
5.	Below 30%	0	0.00



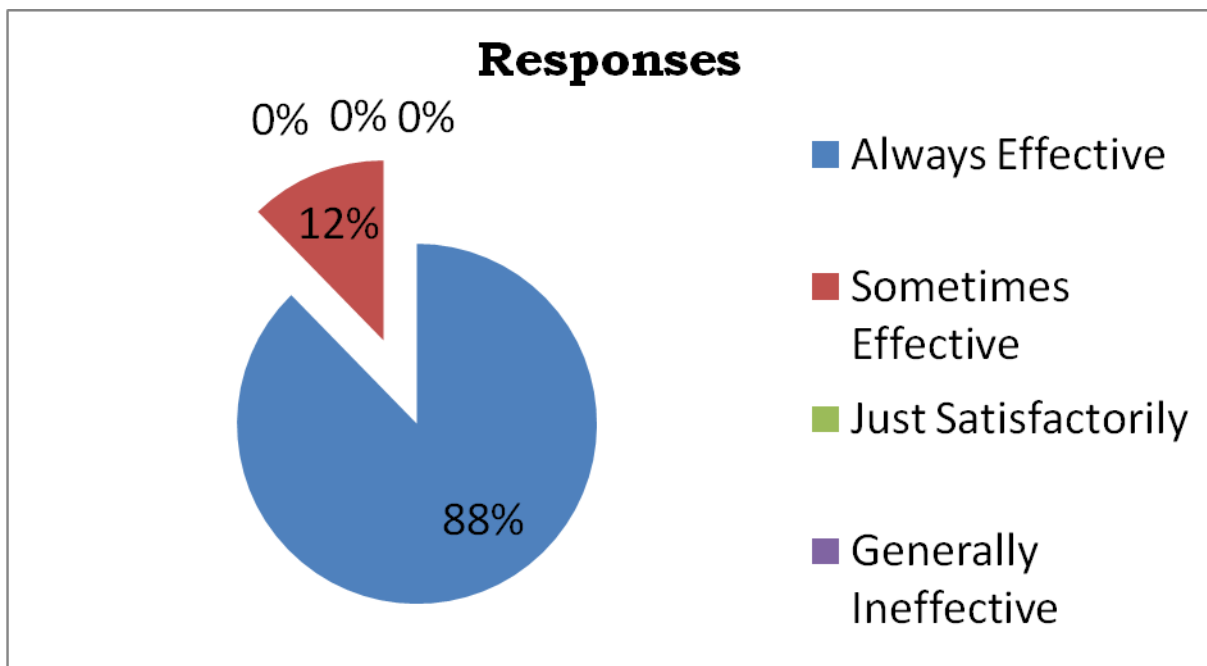
2.How well did the teachers prepare for the classes?

Sr. No.	Preparation Level of the Teacher	Responses in Numbers	Responses in Percentage
1.	Thoroughly	37	56.92
2.	Satisfactorily	28	43.08
3.	Poorly	0	0.00
4.	Indifferently	0	0.00
5.	Won't teach at all	0	0.00



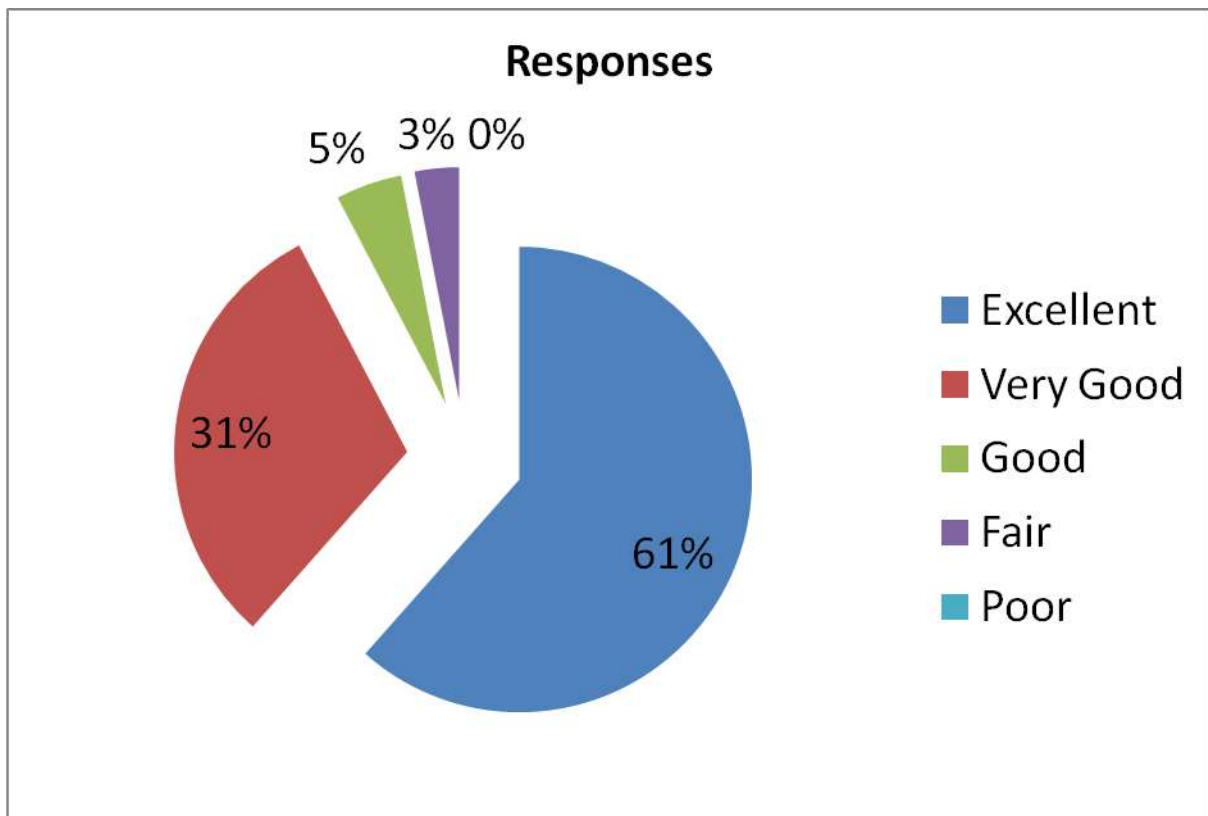
3. How well were the teachers able to communicate?

Sr. No.	Teacher's ability to communicate well	Responses in Numbers	Responses in Percentage
1.	Always Effective	57	87.69
2.	Sometimes Effective	8	12.31
3.	Just Satisfactorily	0	0.00
4.	Generally Ineffective	0	0.00
5.	Very Poor Communication	0	0.00



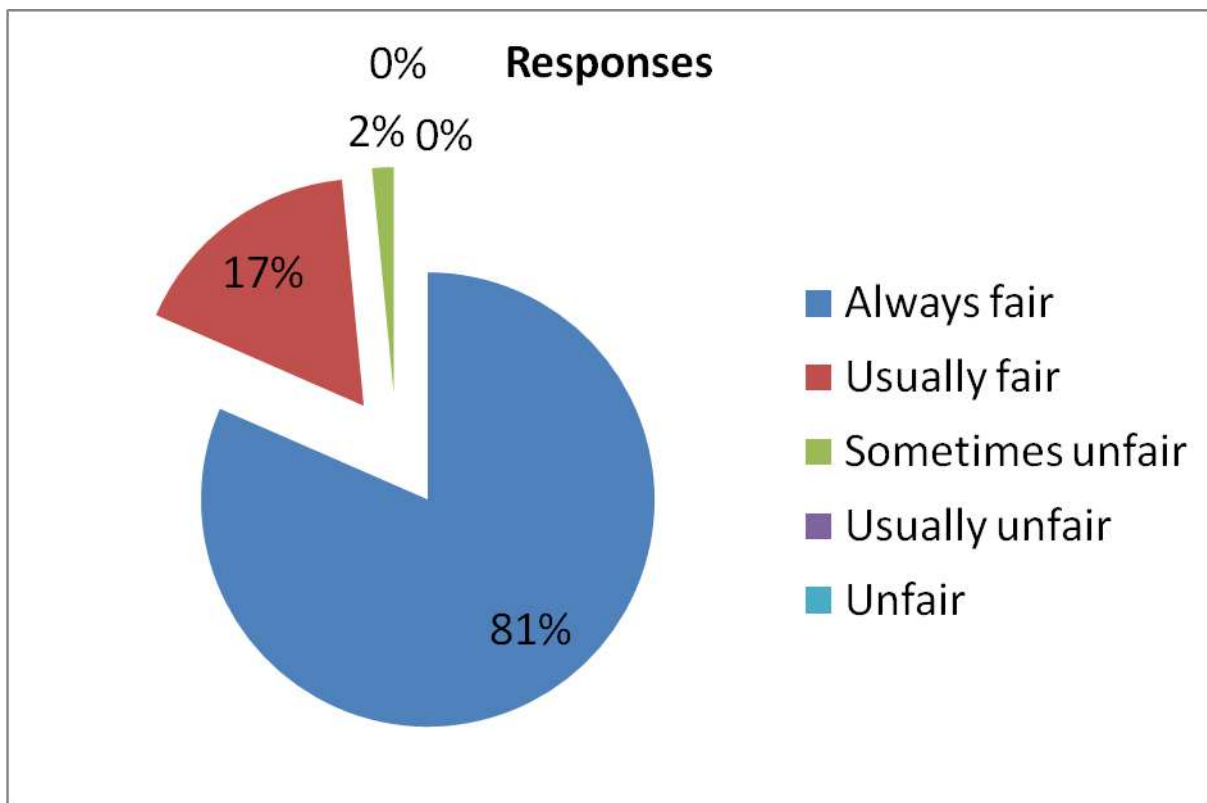
4. The teacher's approach to teaching can best be described as

Sr. No.	Teacher's Approach To Teaching	Responses in Numbers	Responses in Percentage
1.	Excellent	40	61.54
2.	Very Good	20	30.77
3.	Good	3	4.62
4.	Fair	2	3.08
5.	Poor	0	0.00



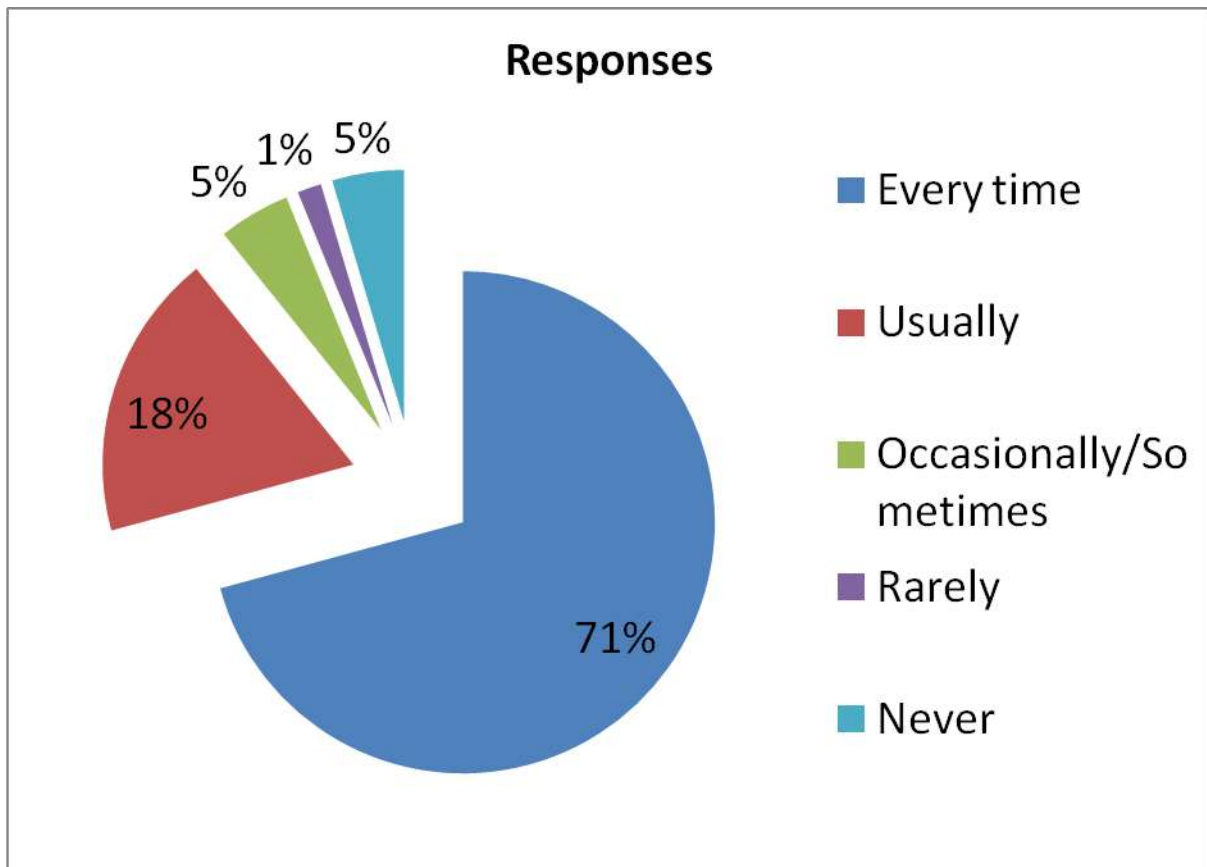
5. Fairness of the internal evaluation process by the teachers.

Sr. No.	Fairness of The Internal Evaluation Process By The Teachers	Responses in Numbers	Responses in Percentage
1.	Always fair	53	81.54
2.	Usually fair	11	16.92
3.	Sometimes unfair	1	1.54
4.	Usually unfair	0	0.00
5.	Unfair	0	0.00



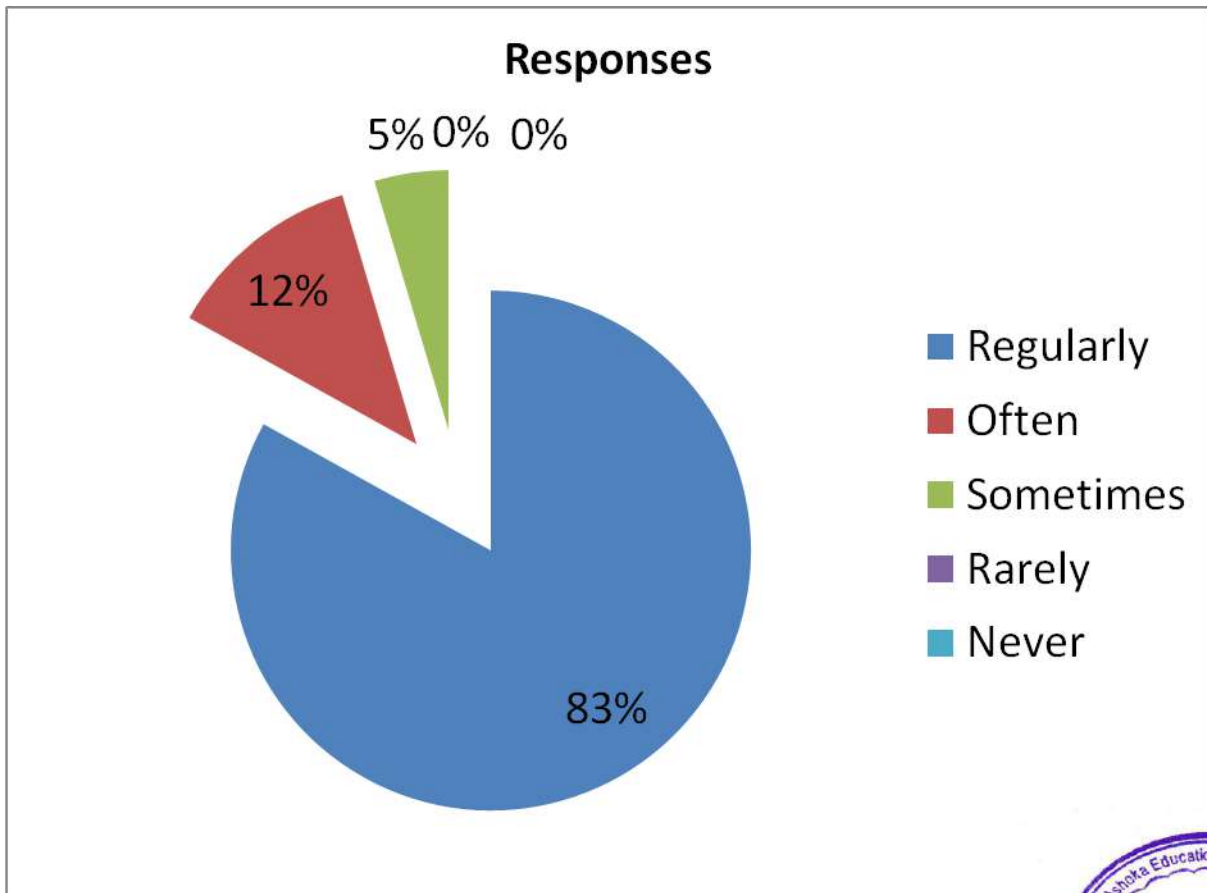
6. Was your performance in assignments discussed with you?

Sr. No.	Discussion About Your Performance In Assignments	Responses in Numbers	Responses in Percentage
1.	Every time	46	70.77
2.	Usually	12	18.46
3.	Occasionally/Sometimes	3	4.62
4.	Rarely	1	1.54
5.	Never	3	4.62



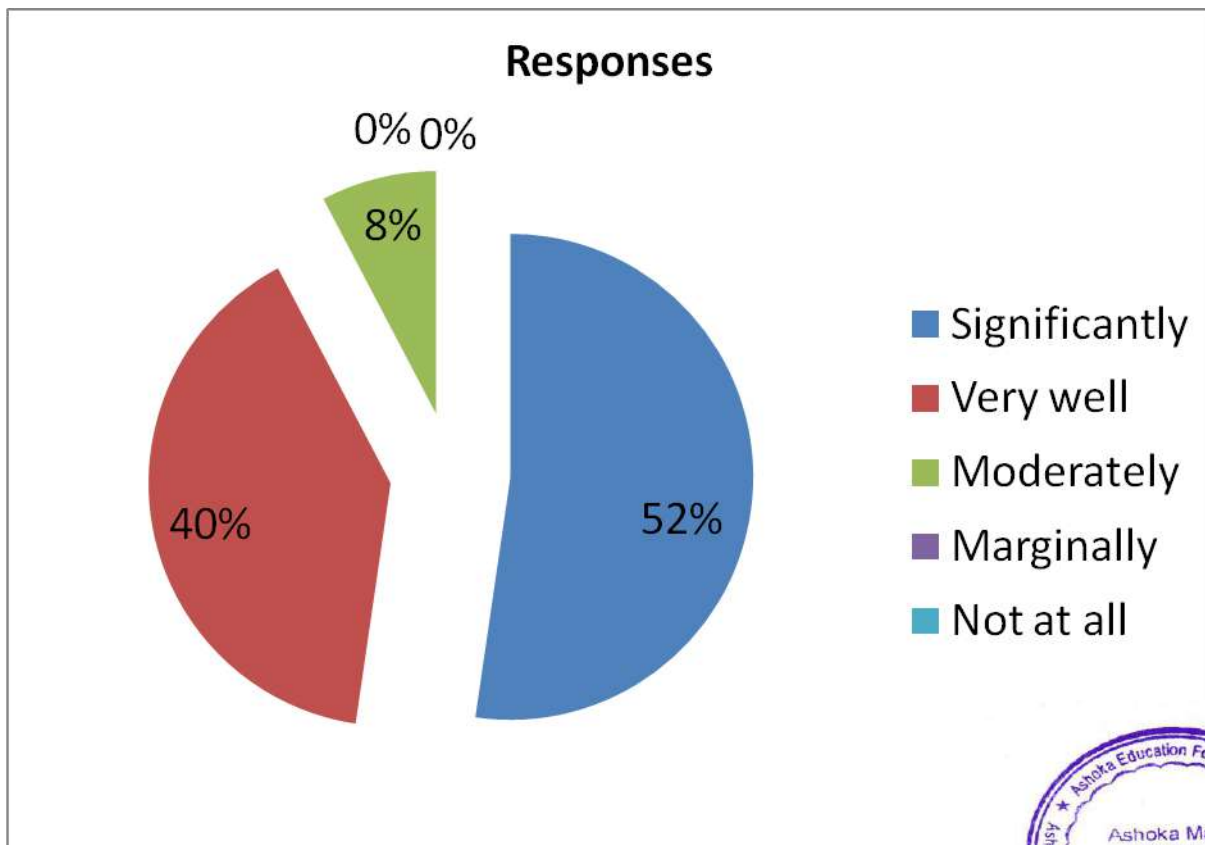
7.The institute takes active interest in promoting internship, student exchange, field visit opportunities for students.

Sr. No.	The institute takes active interest in promoting internship, student exchange, field visit opportunities for students.	Responses in Numbers	Responses in Percentage
1.	Regularly	54	83.08
2.	Often	8	12.31
3.	Sometimes	3	4.62
4.	Rarely	0	0.00
5.	Never	0	0.00



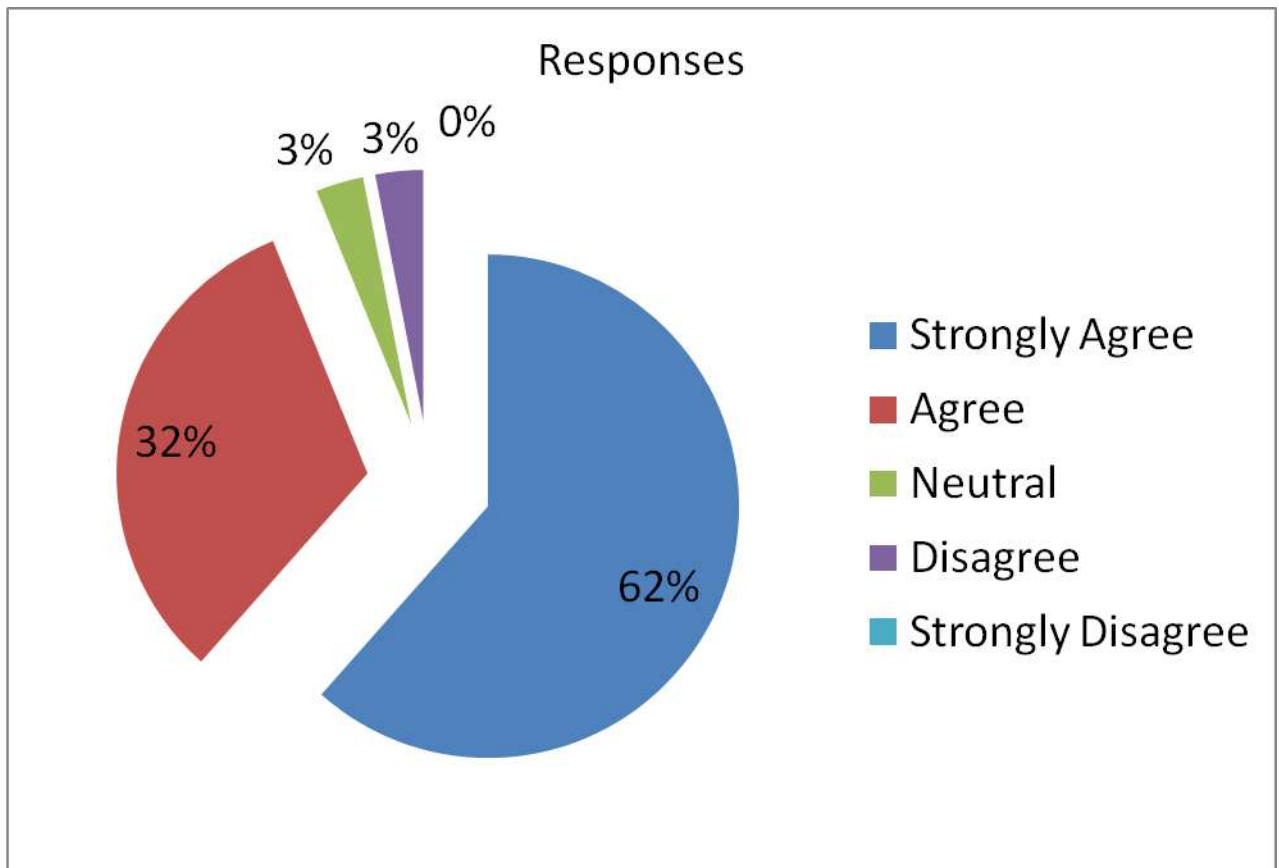
8.The teaching and mentoring process in your institution facilitates you in cognitive, social and emotional growth.

Sr. No.	Teaching and mentoring process in your institution facilitates you in cognitive, social and emotional growth.	Responses in Numbers	Responses in Percentage
1.	Significantly	34	52.31
2.	Very well	26	40.00
3.	Moderately	5	7.69
4.	Marginally	0	0.00
5.	Not at all	0	0.00



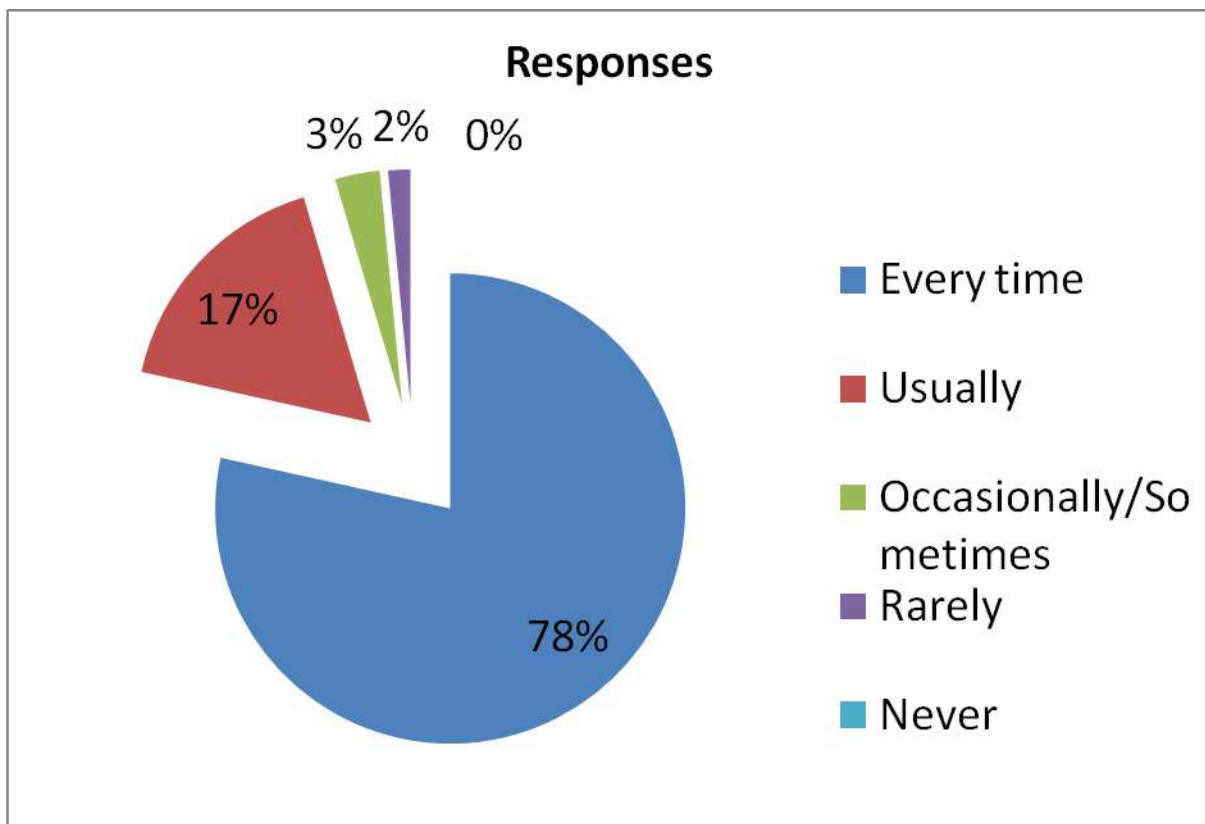
9.The institution provides multiple opportunities to learn and grow

Sr. No.	The institution provides multiple opportunities to learn and grow	Responses in Numbers	Responses in Percentage
1.	Strongly Agree	40	61.54
2.	Agree	21	32.31
3.	Neutral	2	3.08
4.	Disagree	2	3.08
5.	Strongly Disagree	0	0.00



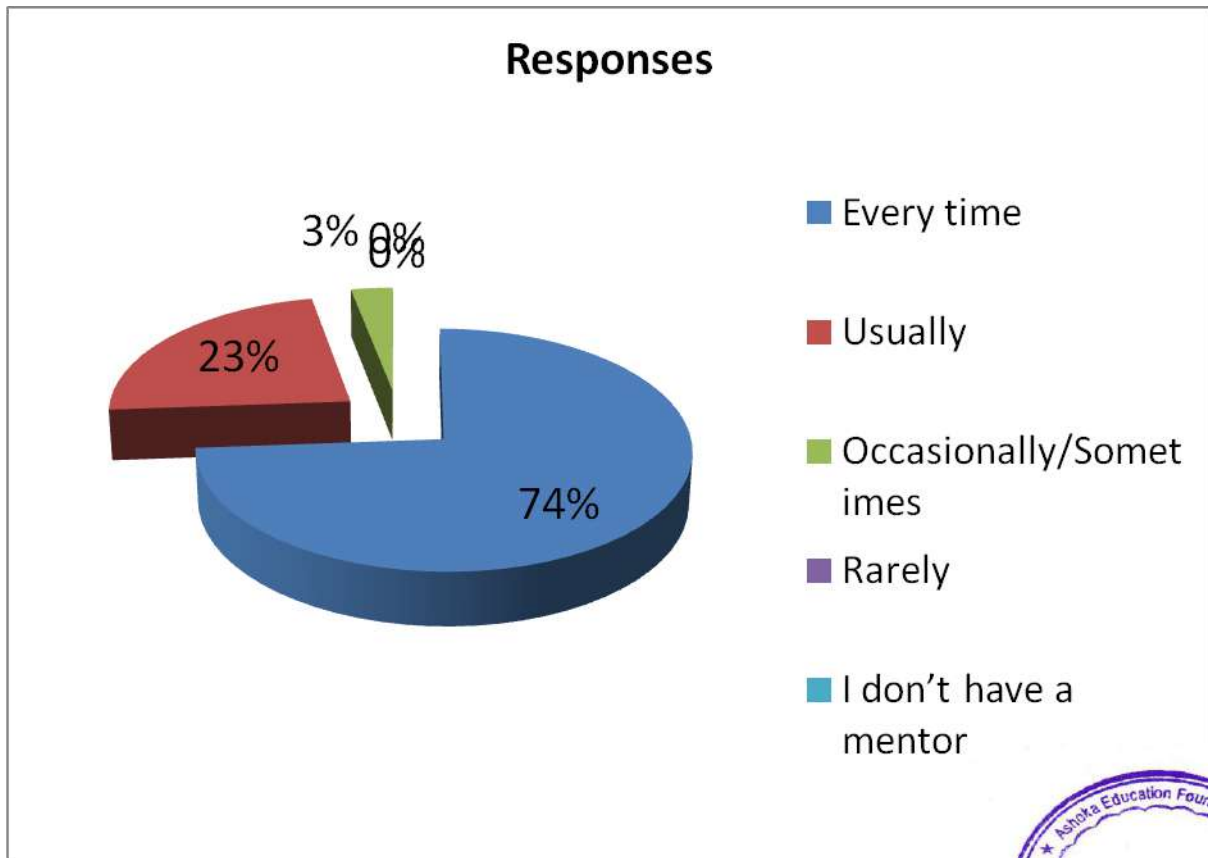
10. Teachers inform you about your expected competencies, course outcomes and programme outcomes.

Sr. No.	Teachers inform you about your expected competencies, course outcomes and programme outcomes.	Responses in Numbers	Responses in Percentage
1.	Every time	51	78.46
2.	Usually	11	16.92
3.	Occasionally/Sometimes	2	3.08
4.	Rarely	1	1.54
5.	Never	0	0.00



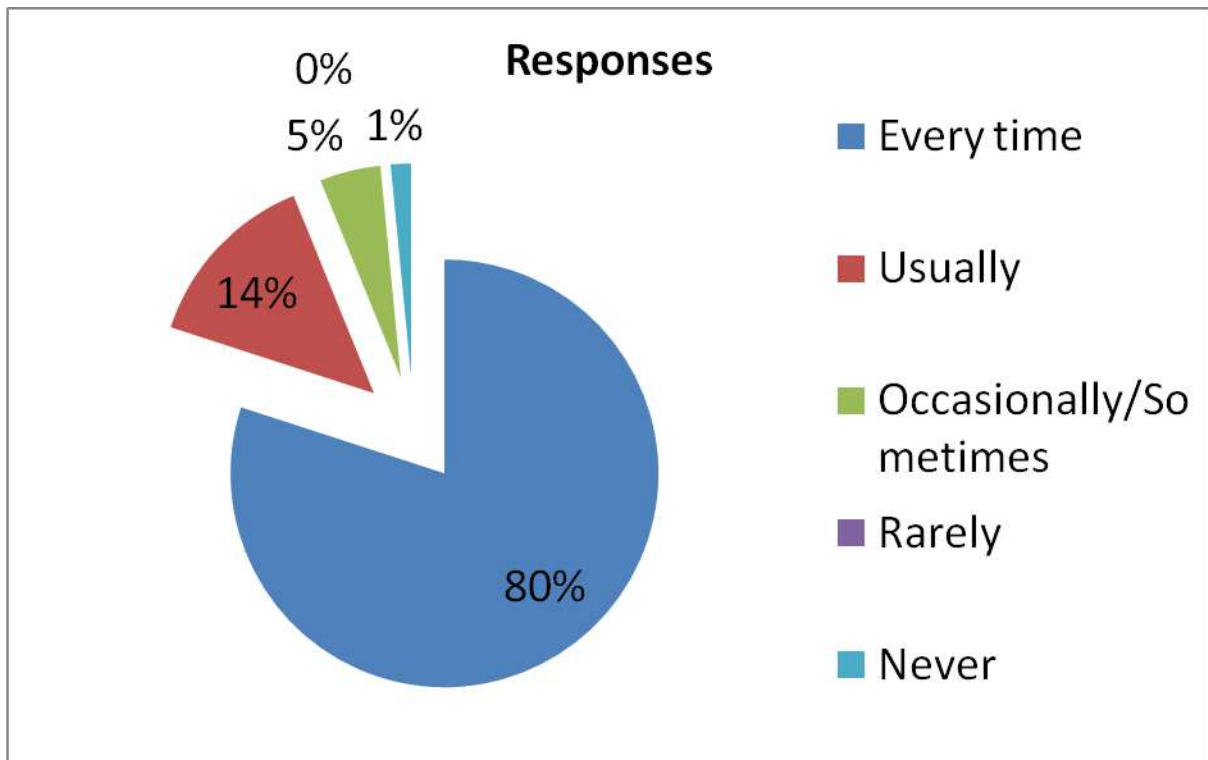
11. Your mentor does a necessary follow-up with an assigned task to you.

Sr. No.	Your mentor does a necessary follow-up with an assigned task to you.	Responses in Numbers	Responses in Percentage
1.	Every time	48	73.85
2.	Usually	15	23.08
3.	Occasionally/Sometimes	2	3.08
4.	Rarely	0	0.00
5.	I don't have a mentor	0	0.00



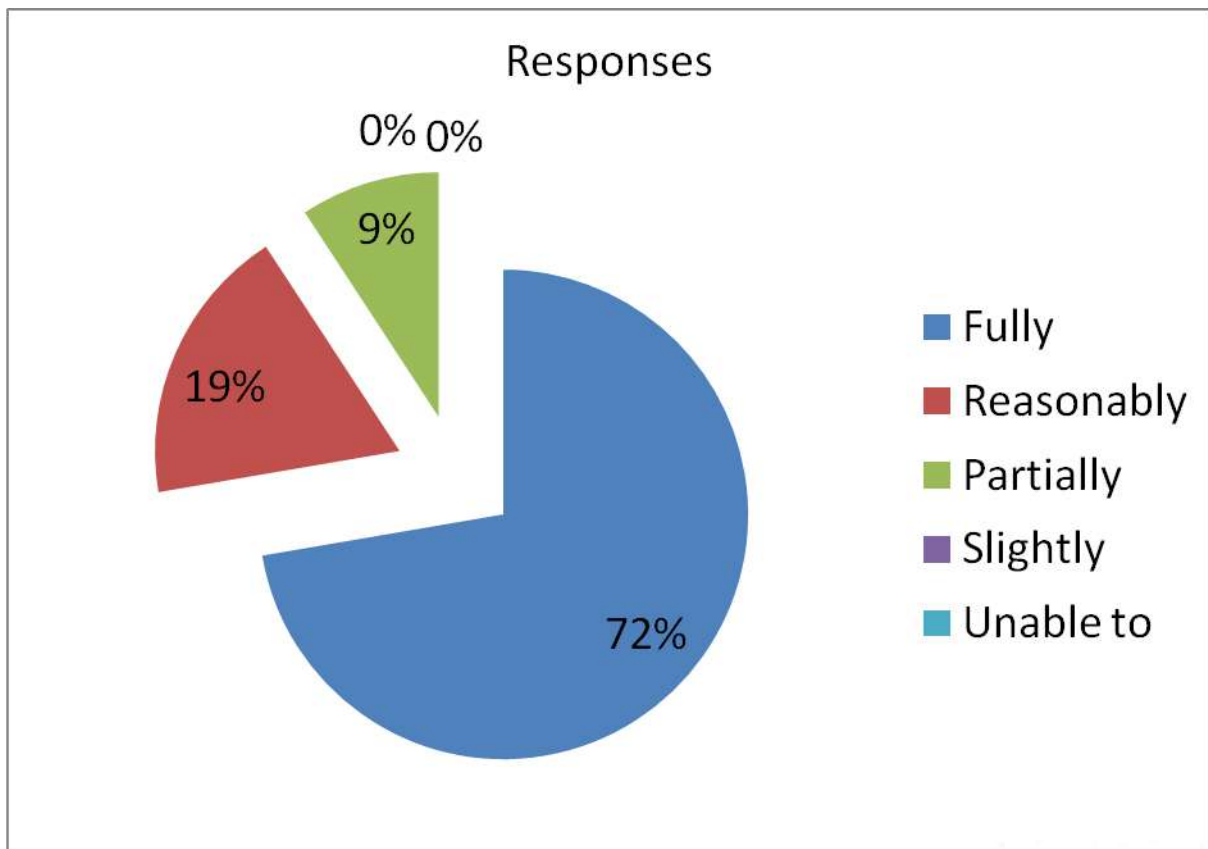
12.The teachers illustrate the concepts through examples and applications

Sr. No.	The teachers illustrate the concepts through examples and applications	Responses in Numbers	Responses in Percentage
1.	Every time	52	80.00
2.	Usually	9	13.85
3.	Occasionally/Sometimes	3	4.62
4.	Rarely	0	0.00
5.	Never	1	1.54



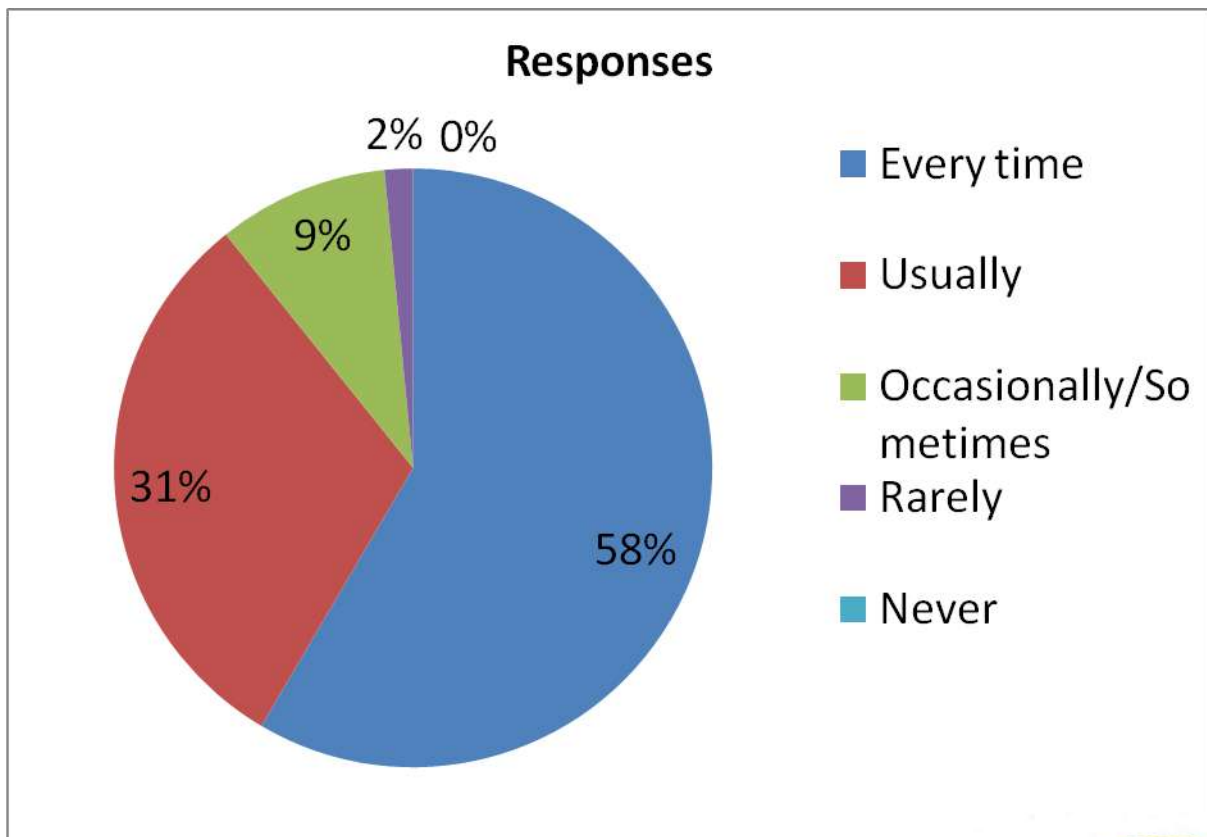
13.The teachers identify your strengths and encourage you with providing right level of challenges

Sr. No.	The teachers identify your strengths and encourage you with providing right level of challenges	Responses in Numbers	Responses in Percentage
1.	Fully	47	72.31
2.	Reasonably	12	18.46
3.	Partially	6	9.23
4.	Slightly	0	0.00
5.	Unable to	0	0.00



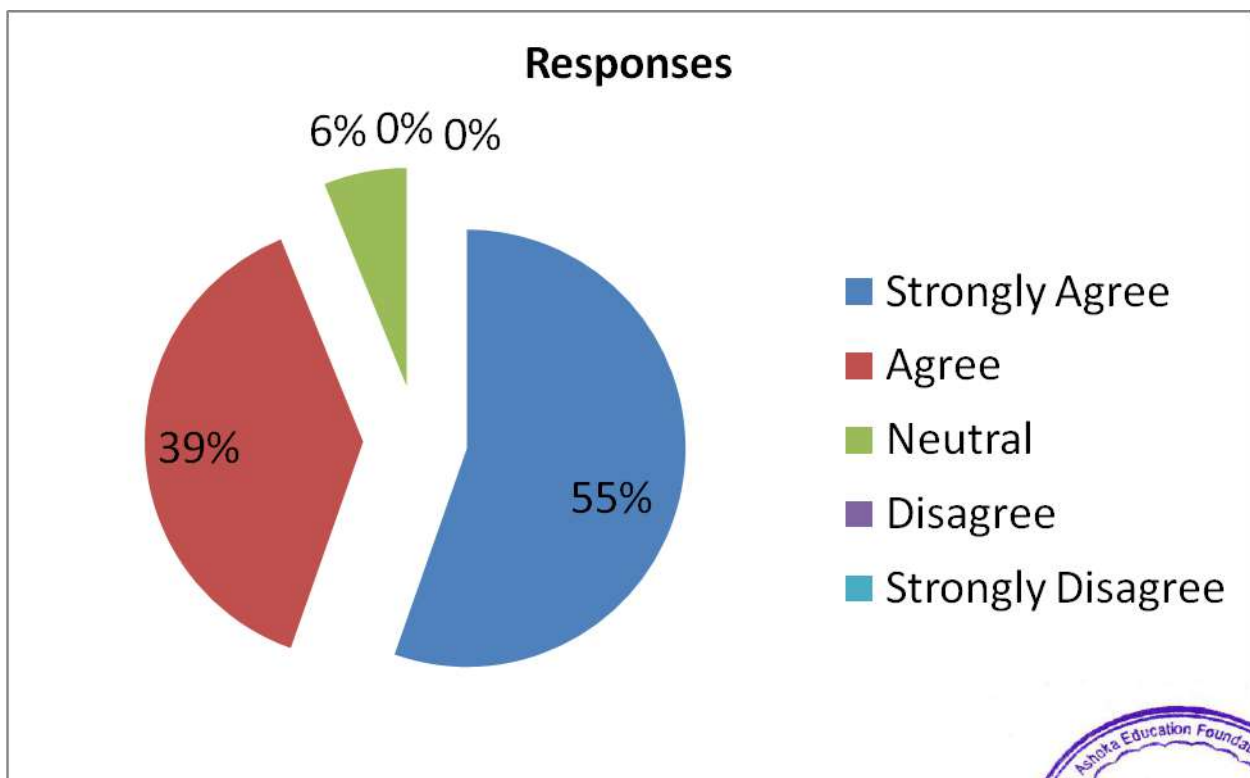
14. Teachers are able to identify your weaknesses and help you to overcome them

Sr. No.	Teachers are able to identify your weaknesses and help you to overcome them	Responses in Numbers	Responses in Percentage
1.	Every time	38	58.46
2.	Usually	20	30.77
3.	Occasionally/Sometimes	6	9.23
4.	Rarely	1	1.54
5.	Never	0	0.00



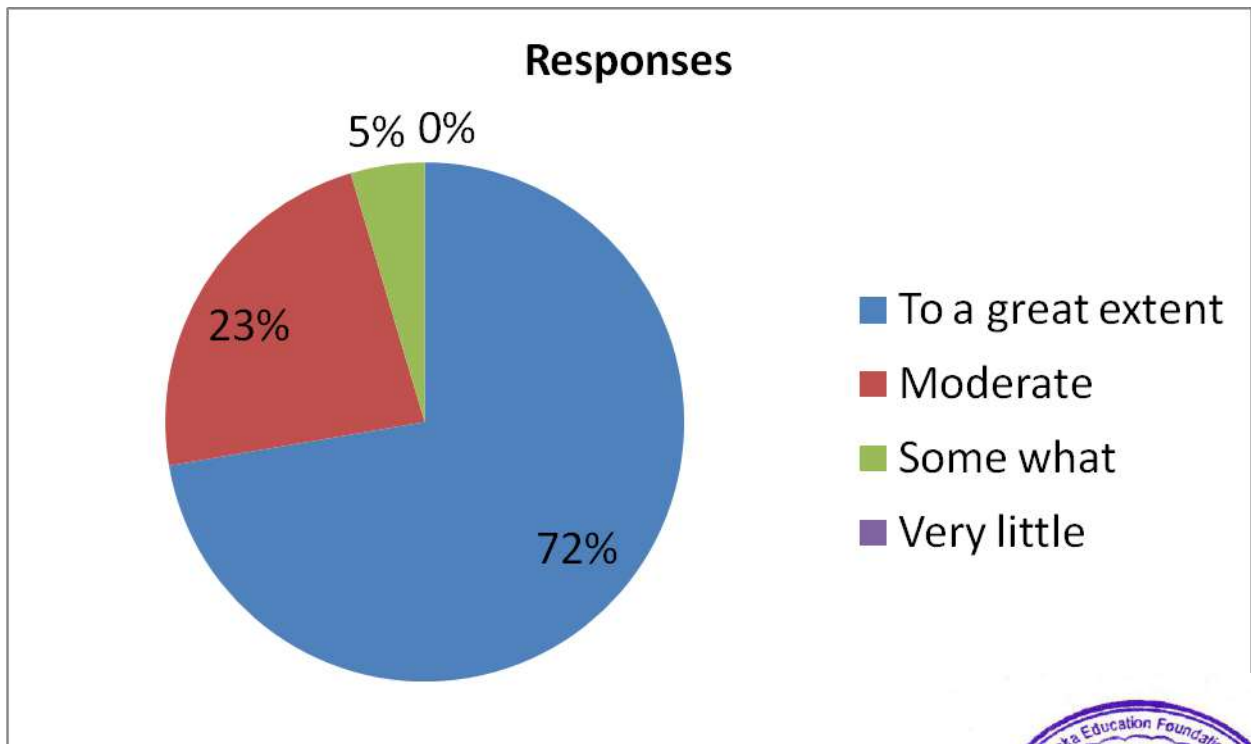
15. The institution makes effort to engage students in the monitoring, review and continuous quality improvement of the teaching learning process.

Sr. No.	The institution makes effort to engage students in the monitoring, review and continuous quality improvement of the teaching learning process.	Responses in Numbers	Responses in Percentage
1.	Strongly Agree	36	55.38
2.	Agree	25	38.46
3.	Neutral	4	6.15
4.	Disagree	0	0.00
5.	Strongly Disagree	0	0.00



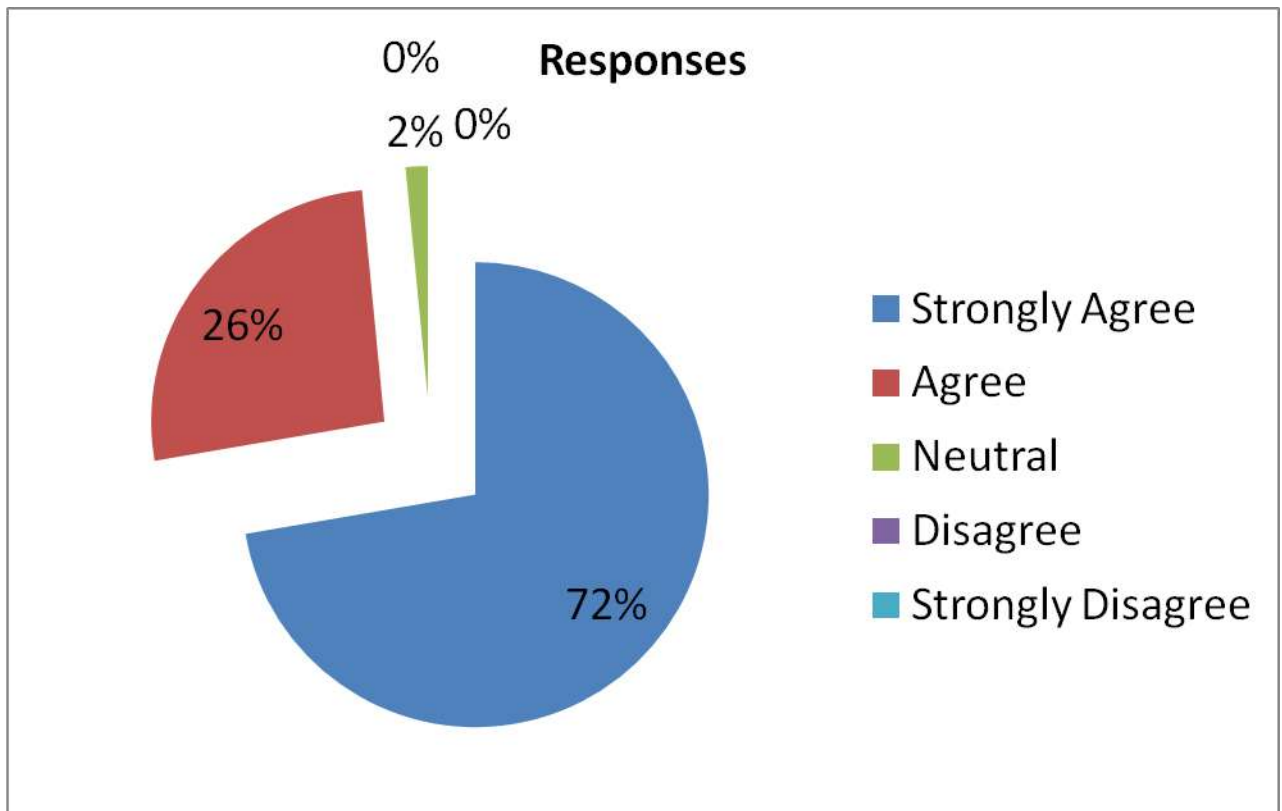
16. The institute/ teachers use student centric methods, such as experiential learning, participative learning and problem solving methodologies for enhancing learning experiences.

Sr. No.	The institute/ teachers use student centric methods, such as experiential learning, participative learning and problem solving methodologies for enhancing learning experiences.	Responses in Numbers	Responses in Percentage
1.	To a great extent	47	72.31
2.	Moderate	15	23.08
3.	Some what	3	4.62
4.	Very little	0	0.00



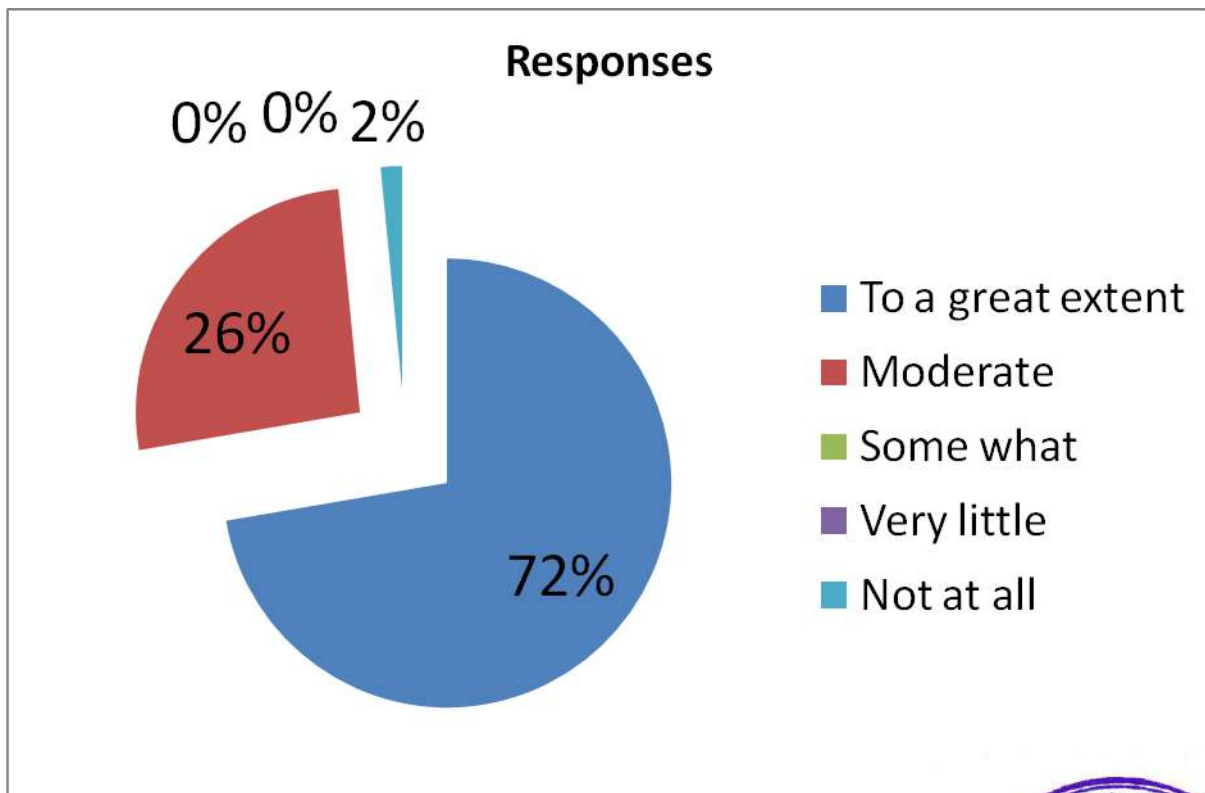
17. Teachers encourage you to participate in extracurricular activities

Sr. No.	Teachers encourage you to participate in extracurricular activities	Responses in Numbers	Responses in Percentage
1.	Strongly Agree	47	72.31
2.	Agree	17	26.15
3.	Neutral	1	1.54
4.	Disagree	0	0.00
5.	Strongly Disagree	0	0.00



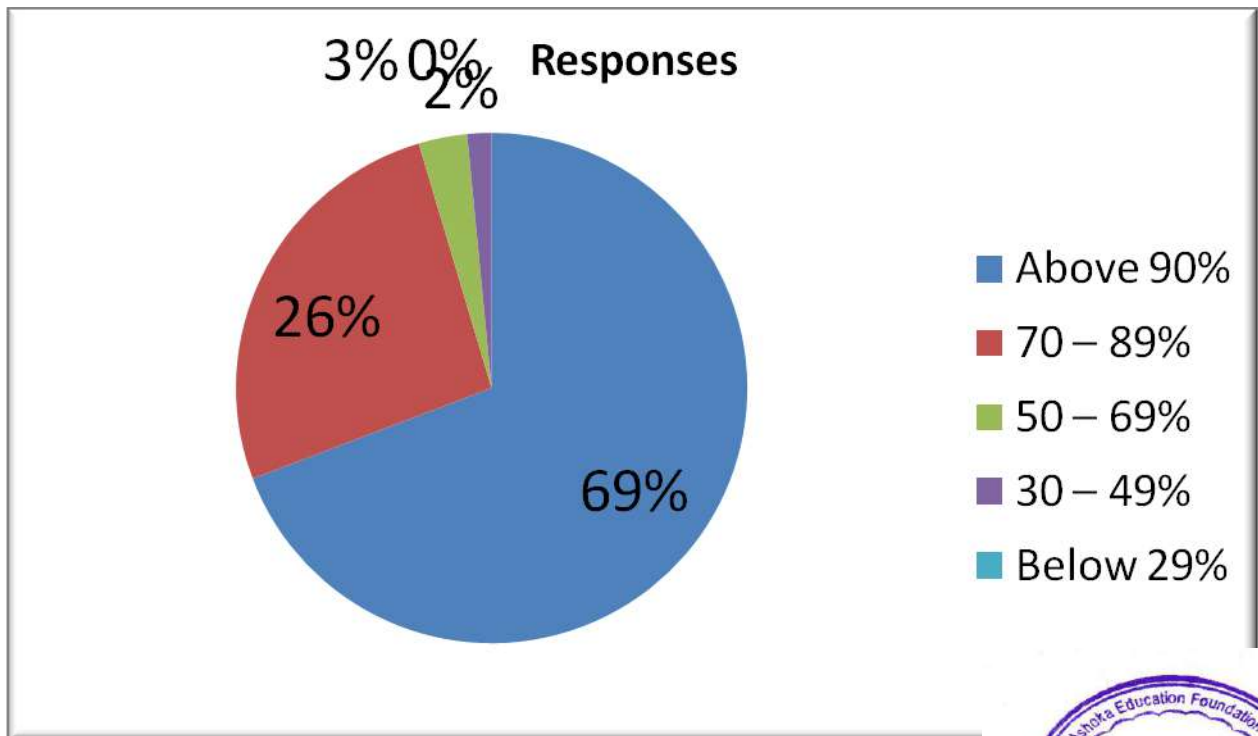
18. Efforts are made by the institute/ teachers to inculcate soft skills, life skills and employability skills to make you ready for the world of work

Sr. No.	Efforts are made by the institute/ teachers to inculcate soft skills, life skills and employability skills to make you ready for the world of work	Responses in Numbers	Responses in Percentage
1.	To a great extent	47	72.31
2.	Moderate	17	26.15
3.	Some what	0	0.00
4.	Very little	0	0.00
5.	Not at all	1	1.54



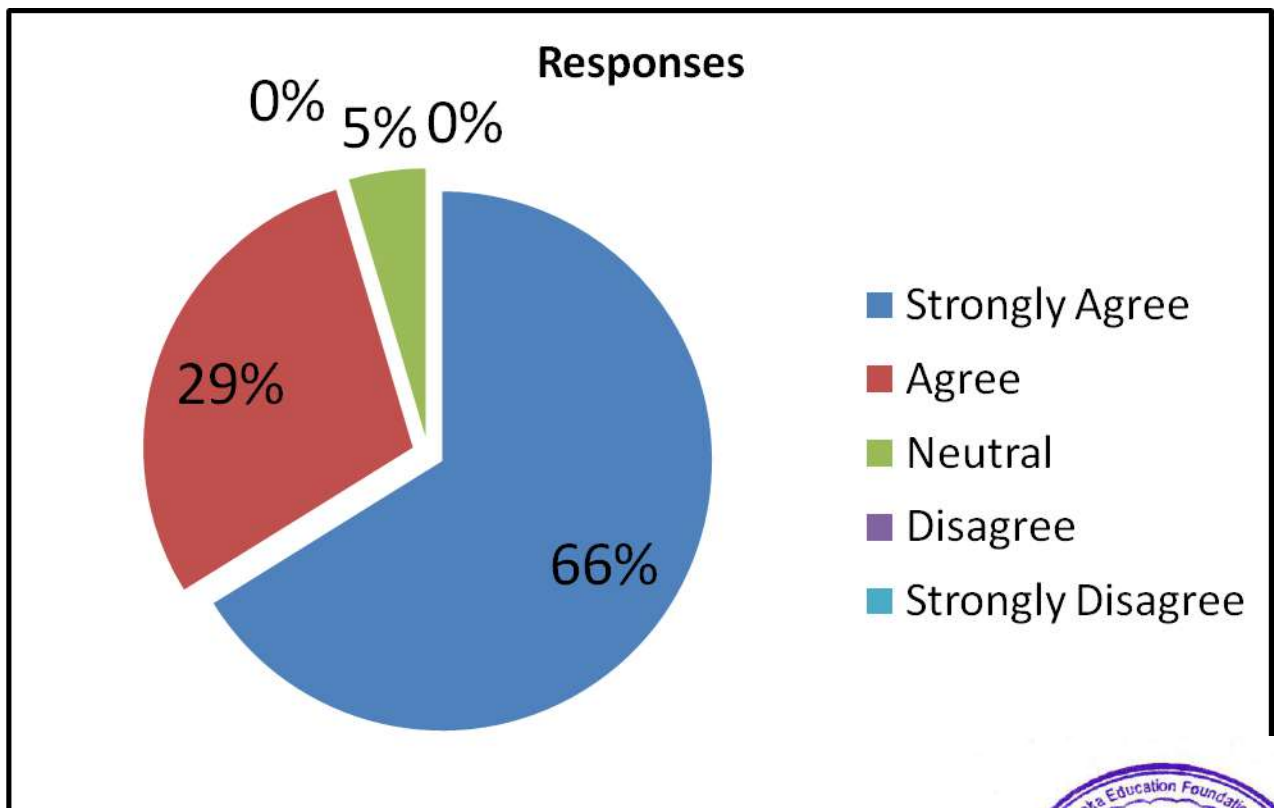
19. What percentage of teachers use ICT tools such as LCD projector, Multimedia, etc. While teaching.

Sr. No.	What percentage of teachers use ICT tools such as LCD projector, Multimedia, etc. while teaching.	Responses in Numbers	Responses in Percentages
1.	Above 90%	45	69.23
2.	70 – 89%	17	26.15
3.	50 – 69%	2	3.08
4.	30 – 49%	1	1.54
5.	Below 29%	0	0.00



20.The overall quality of teaching-learning process in your institute is very good.

Sr. No.	The overall quality of teaching-learning process in your institute is very good.	Responses in Numbers	Responses in Percentage
1.	Strongly Agree	43	66.15
2.	Agree	19	29.23
3.	Neutral	3	4.62
4.	Disagree	0	0.00
5.	Strongly Disagree	0	0.00



21 Give three observation / suggestions to improve the overall teaching – learning experience in your institution

Some of responses given here:


❖ OBSERVATIONS:

- All things are good.
- No everything is above expectation.
- Over all it was a great experience, we got all the facilities and everything thing was done on time.
- Very happy and satisfied with the curriculum followed by the institute.
- Good time management.
- No need of improvement.
- College can conduct more interactive sessions.
- Teacher student interactive sessions were good. Guest lecturers were very effective. More personality development sessions should be endowed.
- Nothing to say. Everything is fine.
- Should give an opportunity to students to explore related to anything. I do feel treating everyone equal can be better because at times I do find favouritism system . Taking mini lessons It should not be like for the sake we are doing It should show some positive improvements in us (the students).
- The teaching and learning process is very good. According to me the same way should be continued.
- Basically every way of teaching was used.
- Empower students to be active learners and students to be active and thus practical learning to be focused.
- Everything is good. No suggestions.
- Teaching learning experience was very effective and supportive in daily routine.
- Good use of technologies, activities oriented learning, good interaction between teacher and students
- In my opinion the college is following all the necessary curriculum required to make the teaching learning effective.



❖ SUGGESTIONS:

- College can take more interactive sessions, can give more assignments and more extra co-curricular activities can be organised.
- College needs to improve in practical classes. Also need to focus on group discussion. College can give equal opportunity to all students for improvement in their skill.
- Admin staff should be co-operative.
- College can conduct more interactive sessions.
- Teaching learning can be improved.
- Sometime I feel that the teachers are not giving marks as per the efforts of a student. So I will like to suggest that please do give proper marks.
- Should give an opportunity to students to explore related to anything. I do feel treating everyone equal can be better because at times I do find favouritism system . Taking mini lessons It should not be like for the sake we are doing It should show some positive improvements in us (the students).
- More workshop should be conducted, more interactive sessions should be conducted and educational tour in own area should be conducted.
- Empower students to be active learners and students to be active and thus practical learning to be focused.
- Lecture delivering skills can be improved. Practical can be conducted more strictly for skill improvement of students.
- There can be canteen facility.


PRINCIPAL
Ashoka Education Foundation's
Ashoka International Centre for
Educational Studies and Research
Ashoka Marg, Wadala, Nashik-422 006

