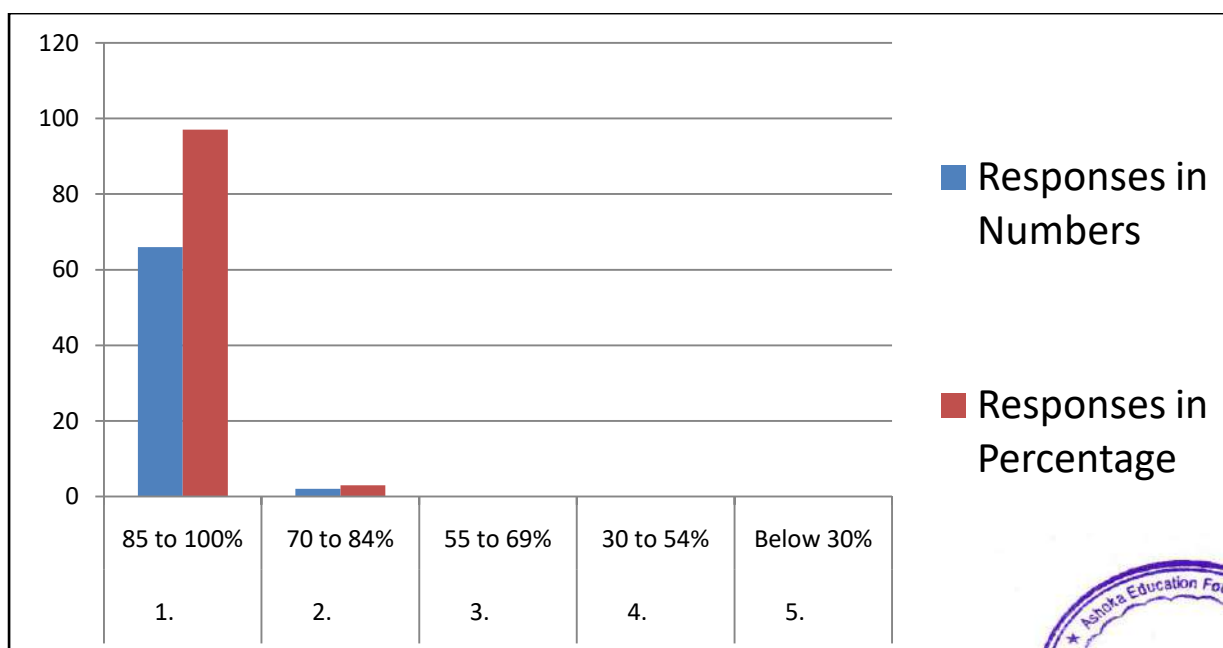


## Student Satisfactory Survey Report Academic Year - 2020-21

A survey of student satisfaction was conducted for academic year 2020-21 for the batch 2019-21. The survey was implemented online through Google form. Google form link were shared to students to participate in this online survey. Participation was voluntary and respondents were ensured confidentiality. The survey was developed based on Guidelines given by NAAC. The SSS questionnaire contains 20 objectives and 1 subjective questions taken from NAAC website. Students were encouraged to participate in the survey through Poster of survey displayed on notice board. Total 68 students responses (from 100 percent students) were received. Its analysis is as follows -

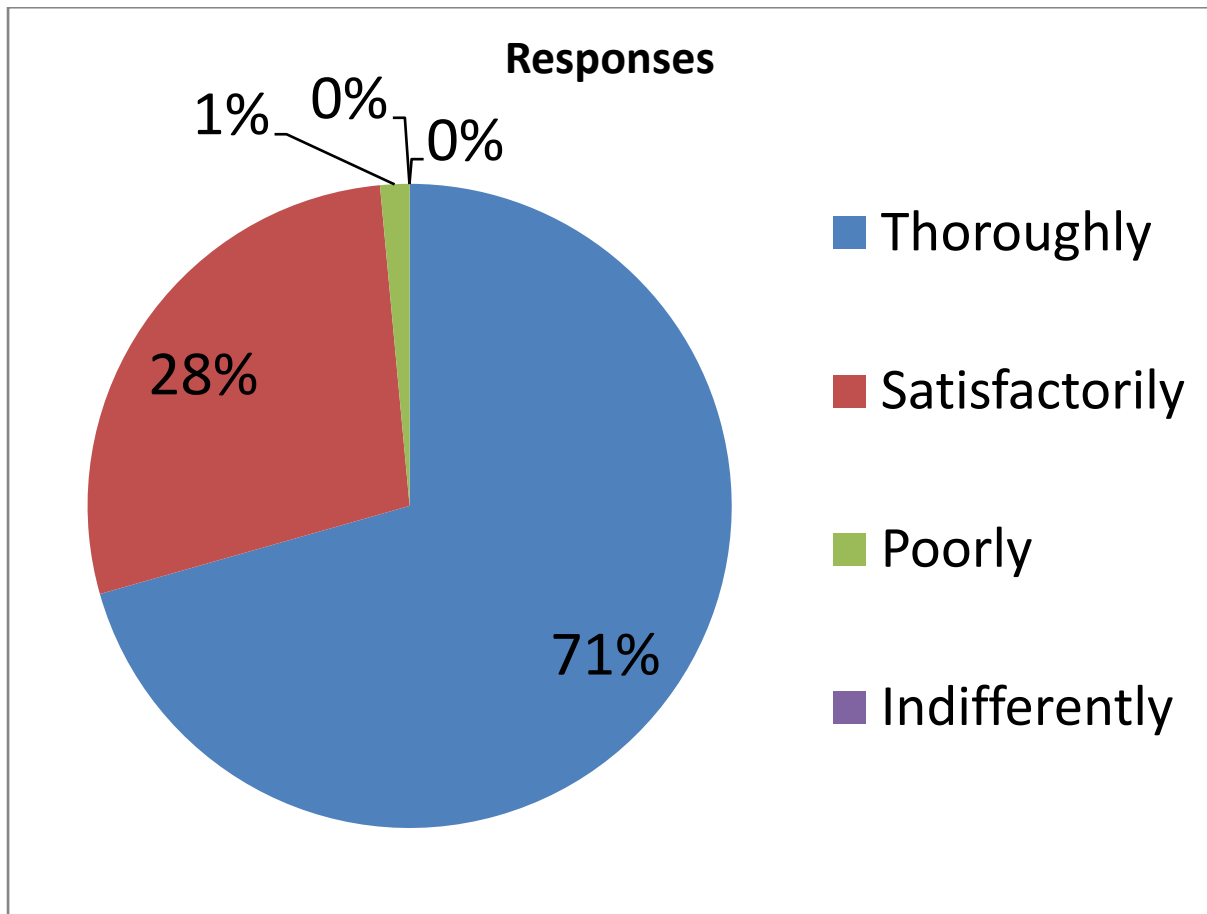
1. How much of the syllabus was covered in the class?

Sr. No.	Percentage of Syllabus Completed Options	Responses in Numbers	Responses in Percentage
1.	85 to 100%	66	97.06
2.	70 to 84%	2	2.94
3.	55 to 69%	0	0.00
4.	30 to 54%	0	0.00
5.	Below 30%	0	0.00



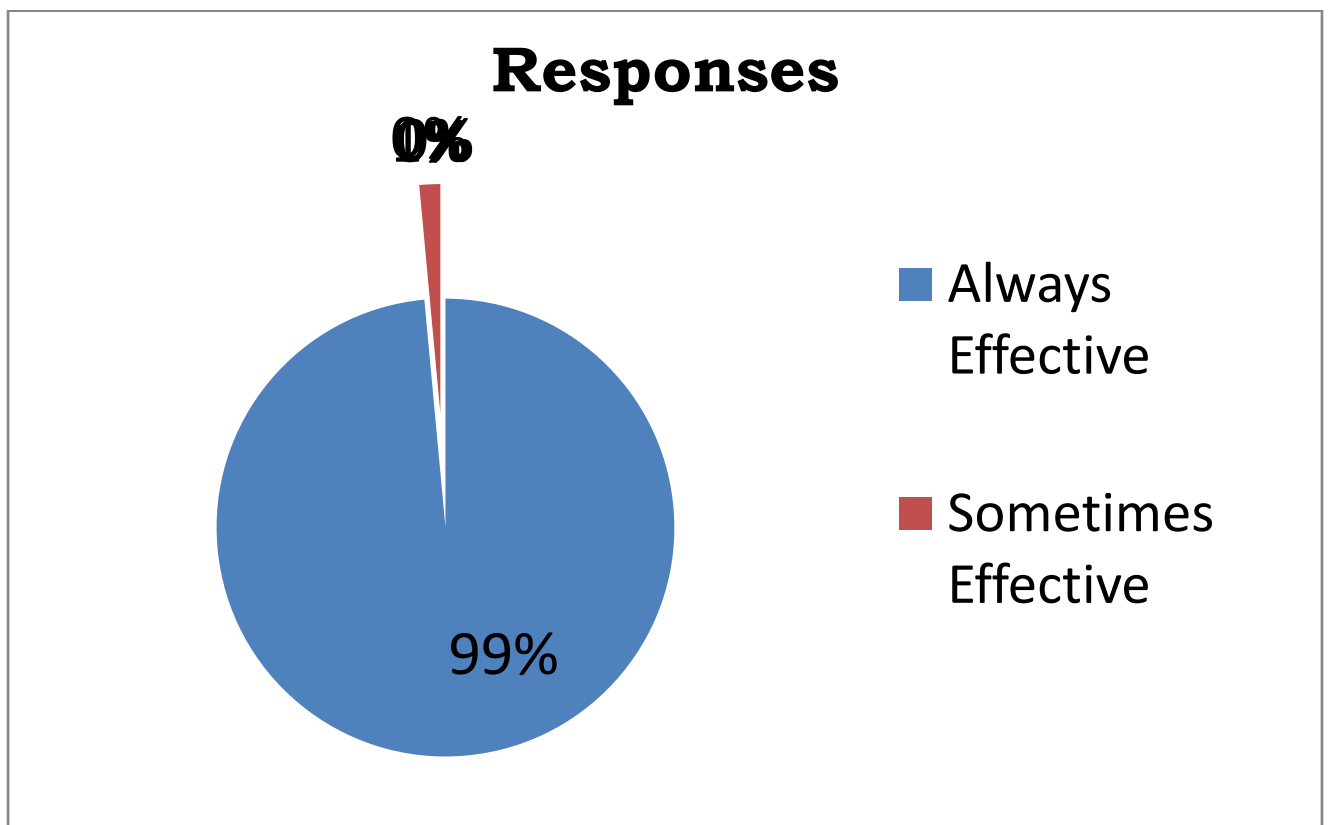
2. How well did the teachers prepare for the classes?

Sr. No.	Preparation Level of the Teacher	Responses in Numbers	Responses in Percentage
1.	Thoroughly	48	70.59
2.	Satisfactorily	19	27.94
3.	Poorly	1	1.47
4.	Indifferently	0	0.00
5.	Won't teach at all	0	0.00



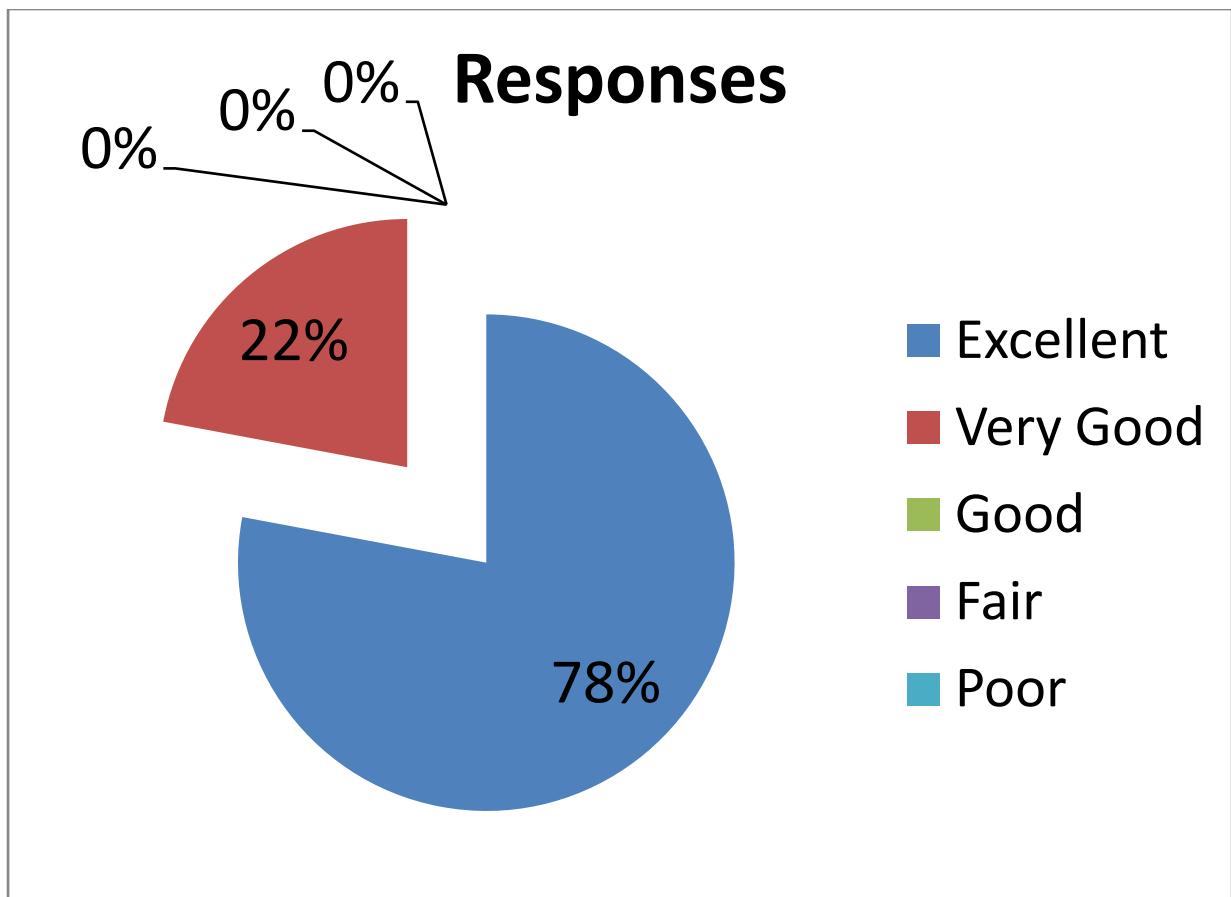
3. How well were the teachers able to communicate?

Sr. No.	Teacher's ability to communicate well	Responses in Numbers	Responses in Percentage
1.	Always Effective	67	98.53
2.	Sometimes Effective	1	1.47
3.	Just Satisfactorily	0	0.00
4.	Generally Ineffective	0	0.00
5.	Very Poor Communication	0	0.00



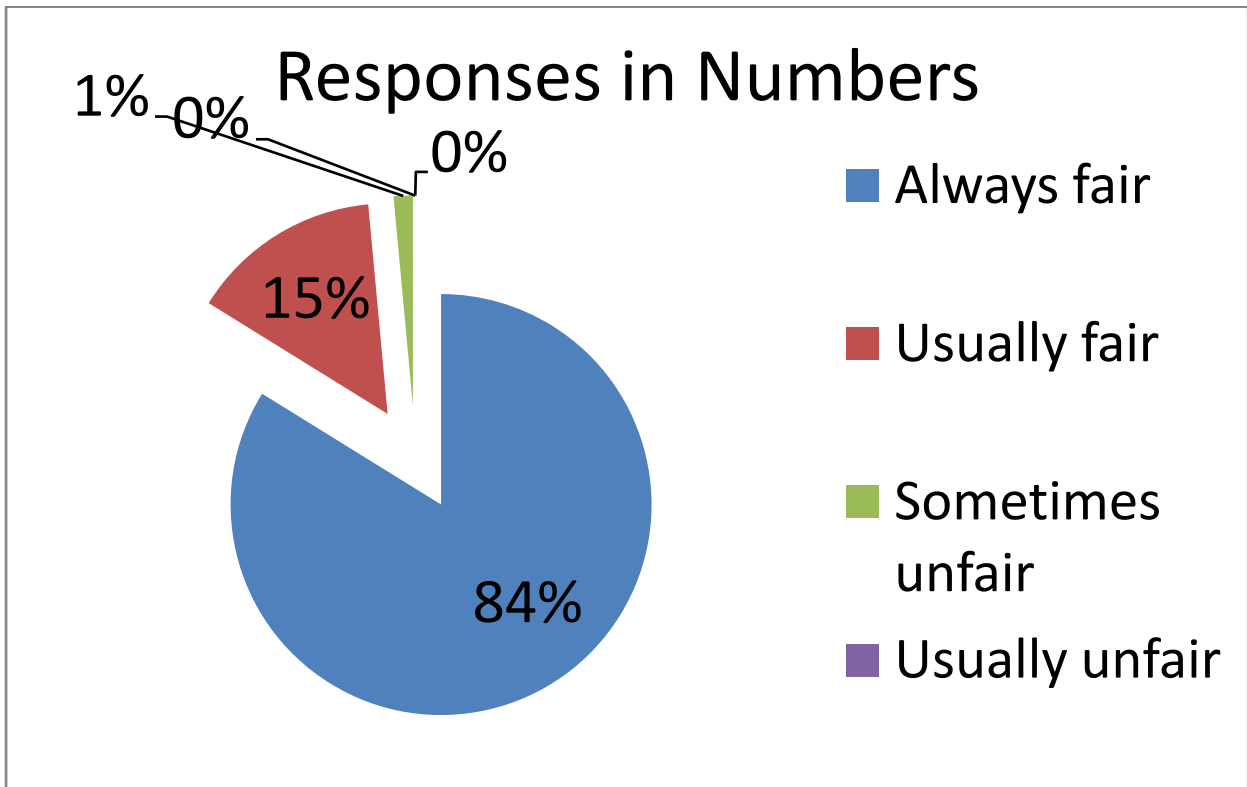
3. The teacher's approach to teaching can best be described as

Sr. No.	Teacher's Approach To Teaching	Responses in Numbers	Responses in Percentage
1.	Excellent	53	77.94
2.	Very Good	15	22.06
3.	Good	0	0.00
4.	Fair	0	0.00
5.	Poor	0	0.00



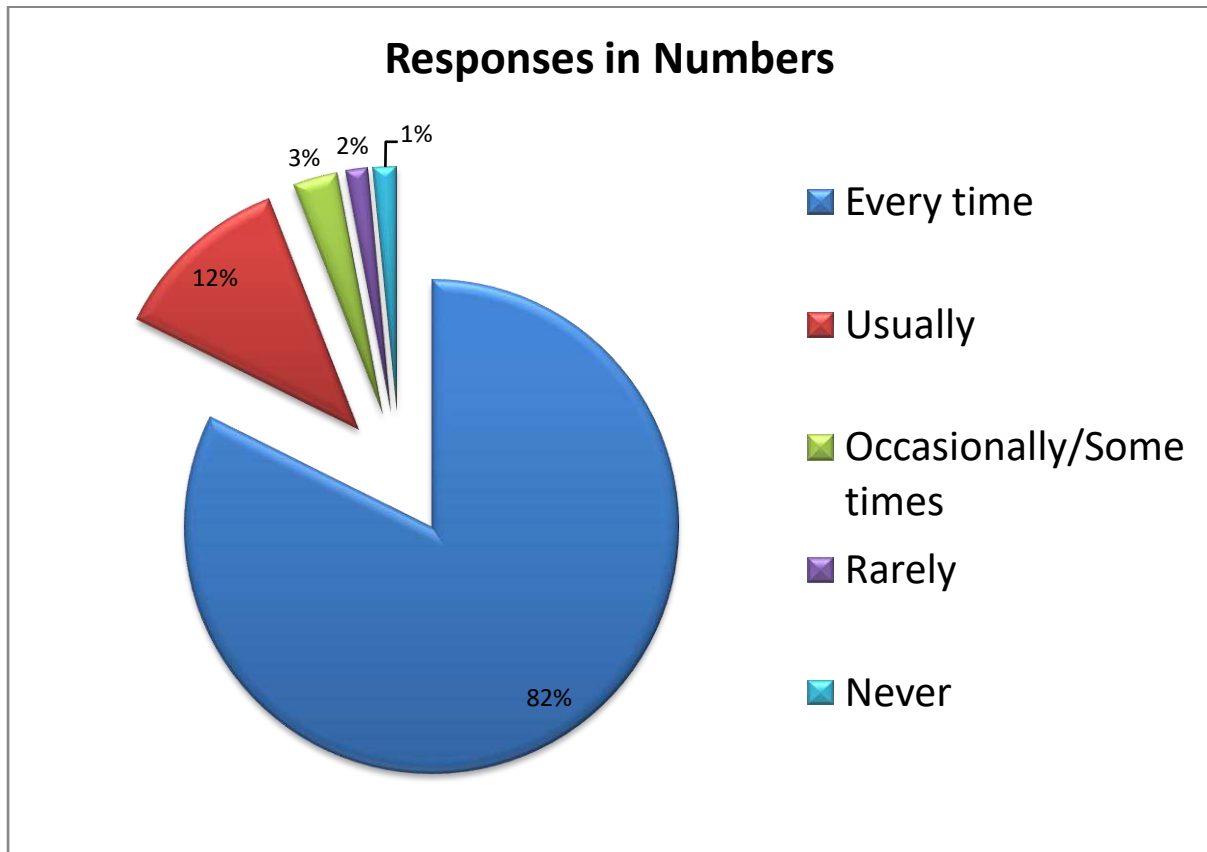
5. Fairness of the internal evaluation process by the teachers.

Sr. No.	Fairness of The Internal Evaluation Process By The Teachers	Responses in Numbers	Responses in Percentage
1.	Always fair	57	83.82
2.	Usually fair	10	14.71
3.	Sometimes unfair	1	1.47
4.	Usually unfair	0	0.00
5.	Unfair	0	0.00



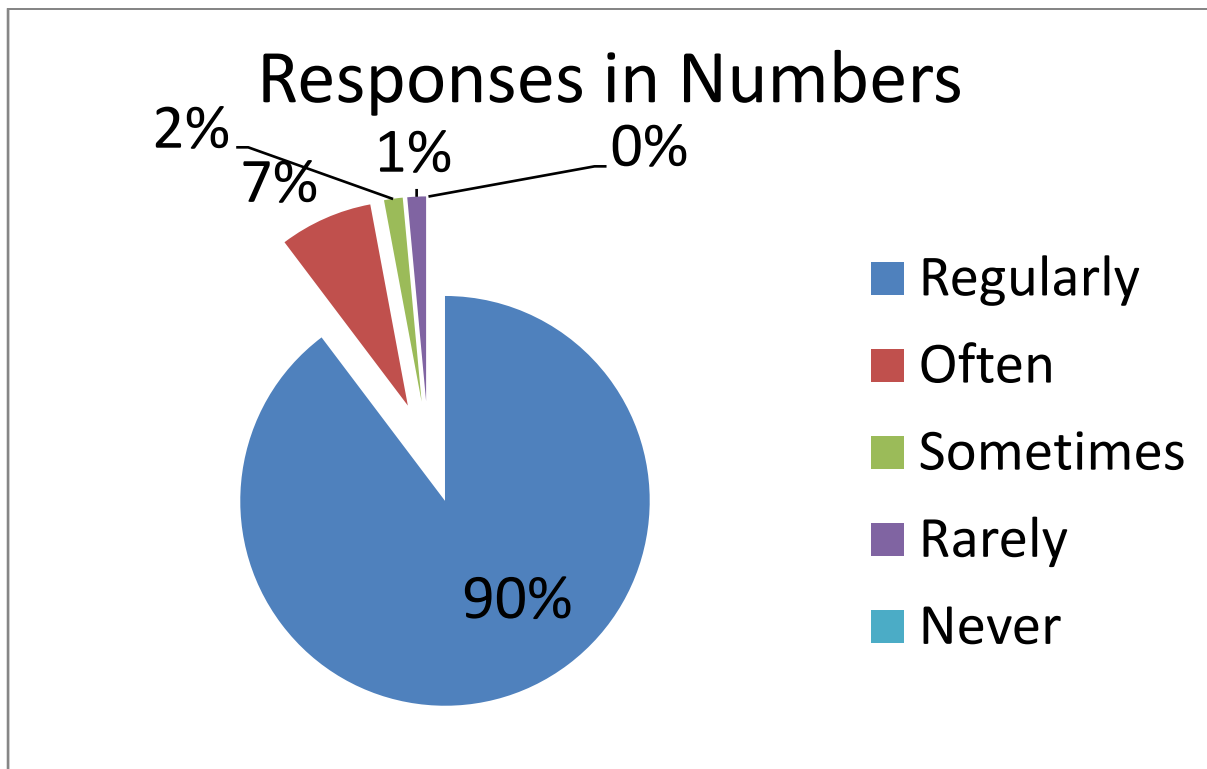
6. Was your performance in assignments discussed with you?

Sr. No.	Discussion About Your Performance In Assignments	Responses in Numbers	Responses in Percentage
1.	Every time	56	82.35
2.	Usually	8	11.76
3.	Occasionally/Sometimes	2	2.94
4.	Rarely	1	1.47
5.	Never	1	1.47



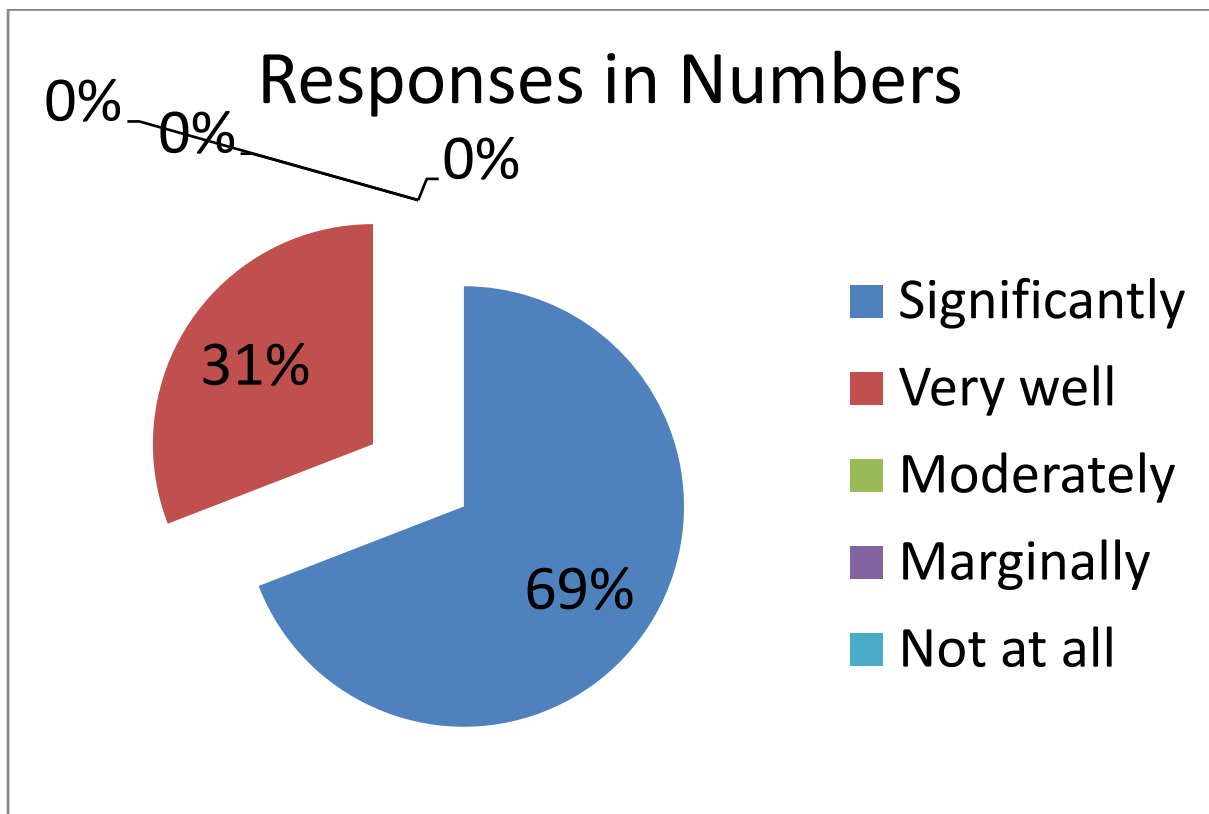
7.The institute takes active interest in promoting internship, student exchange, field visit opportunities for students.

Sr. No.	The institute takes active interest in promoting internship, student exchange, field visit opportunities for students.	Responses in Numbers	Responses in Percentage
1.	Regularly	61	89.71
2.	Often	5	7.35
3.	Sometimes	1	1.47
4.	Rarely	1	1.47
5.	Never	0	0.00



8.The teaching and mentoring process in your institution facilitates you in cognitive, social and emotional growth.

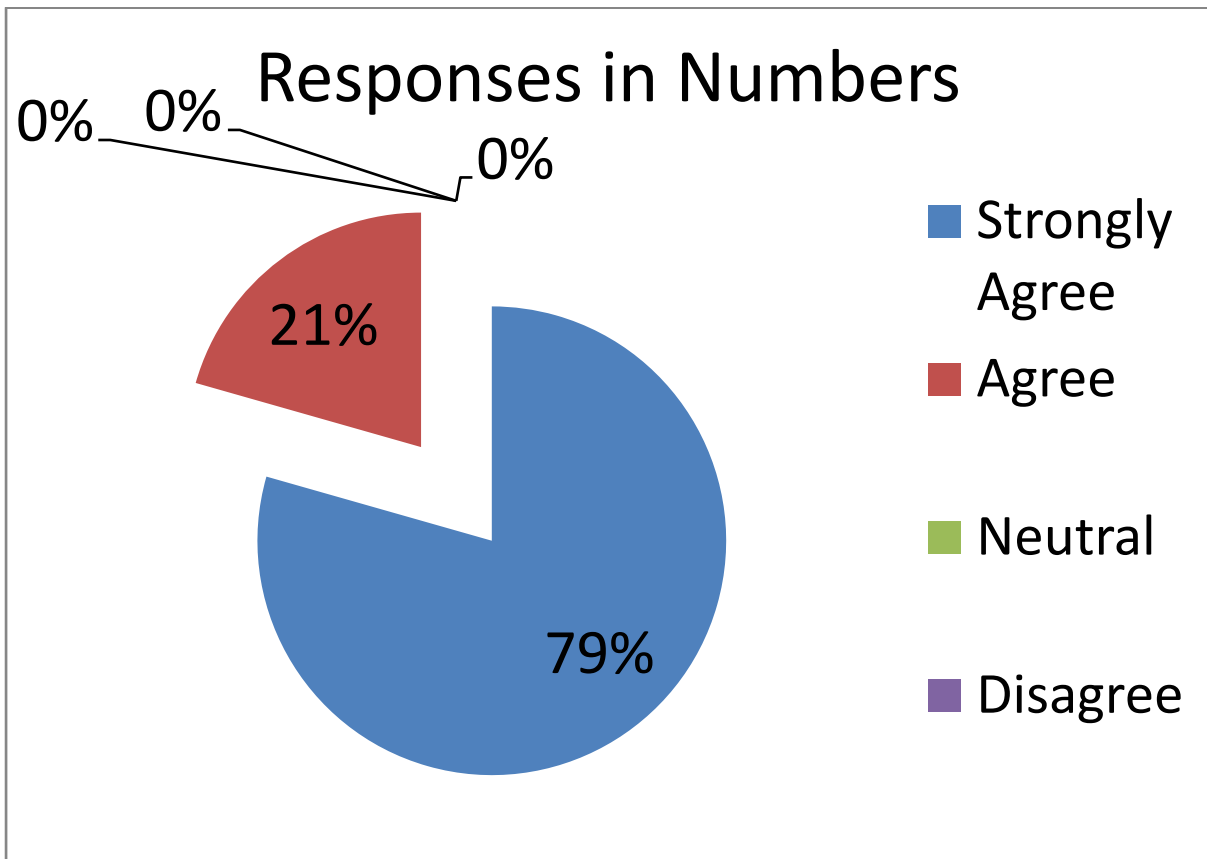
Sr. No.	Teaching and mentoring process in your institution facilitates you in cognitive, social and emotional growth.	Responses in Numbers	Responses in Percentage
1.	Significantly	47	69.12
2.	Very well	21	30.88
3.	Moderately	0	0.00
4.	Marginally	0	0.00
5.	Not at all	0	0.00





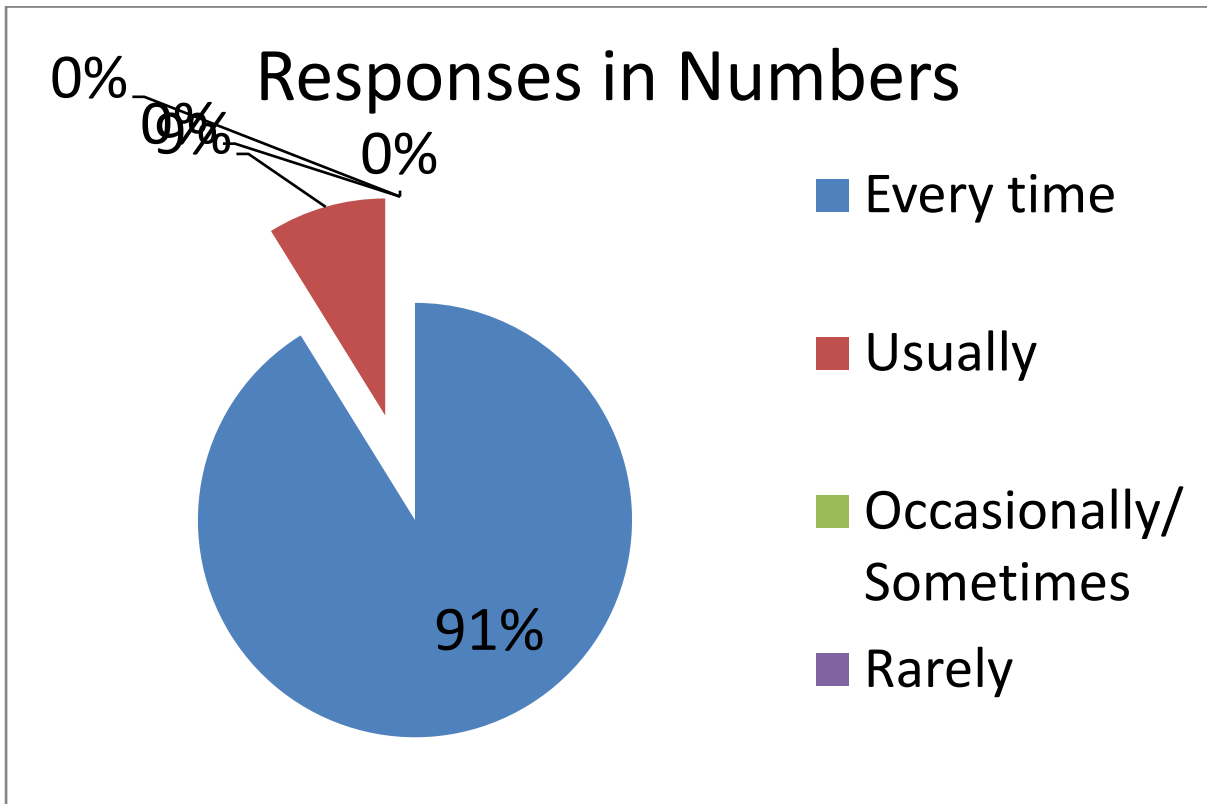
9.The institution provides multiple opportunities to learn and grow

Sr. No.	The institution provides multiple opportunities to learn and grow	Responses in Numbers	Responses in Percentage
1.	Strongly Agree	54	79.41
2.	Agree	14	20.59
3.	Neutral	0	0.00
4.	Disagree	0	0.00
5.	Strongly Disagree	0	0.00



10. Teachers inform you about your expected competencies, course outcomes and programme outcomes.

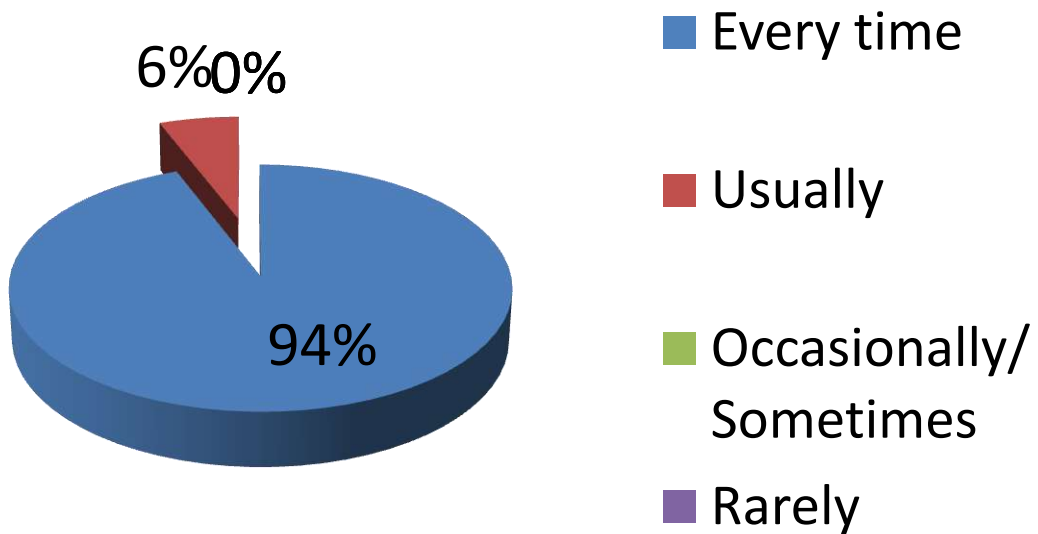
Sr. No.	Teachers inform you about your expected competencies, course outcomes and programme outcomes.	Responses in Numbers	Responses in Percentage
1.	Every time	62	91.18
2.	Usually	6	8.82
3.	Occasionally/Sometimes	0	0.00
4.	Rarely	0	0.00
5.	Never	0	0.00



11. Your mentor does a necessary follow-up with an assigned task to you.

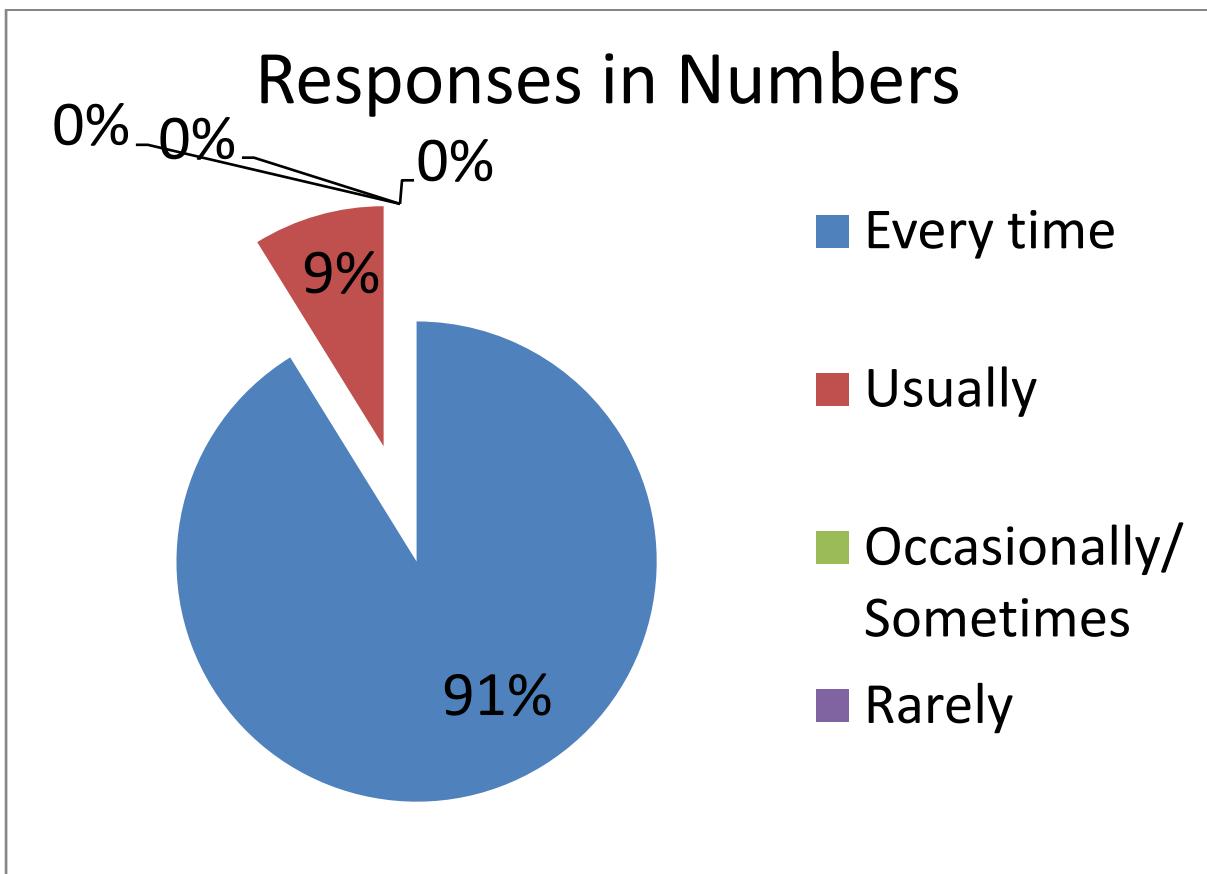
Sr. No.	Your mentor does a necessary follow-up with an assigned task to you.	Responses in Numbers	Responses in Percentage
1.	Every time	64	94.12
2.	Usually	4	5.88
3.	Occasionally/Sometimes	0	0.00
4.	Rarely	0	0.00
5.	I don't have a mentor	0	0.00

## Responses in Numbers



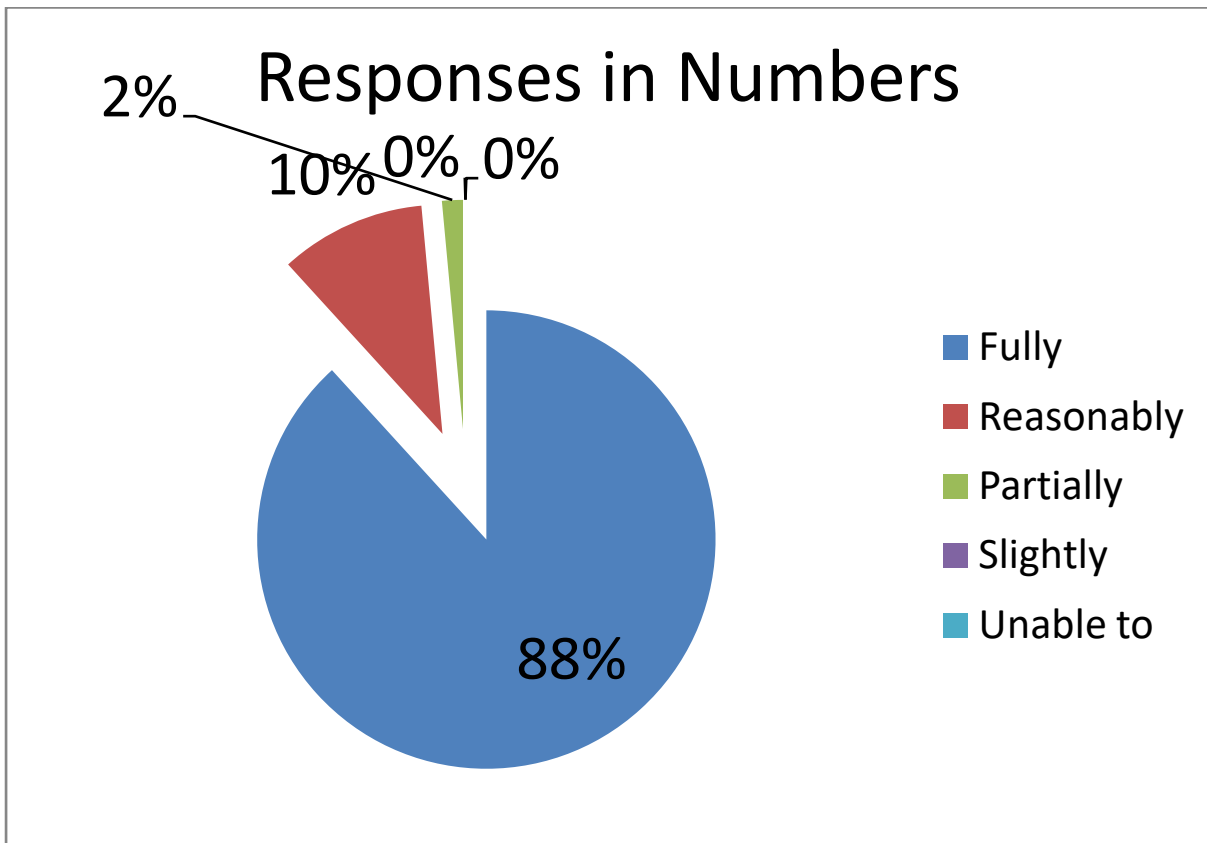
12.The teachers illustrate the concepts through examples and applications.

Sr. No.	The teachers illustrate the concepts through examples and applications	Responses in Numbers	Responses in Percentage
1.	Every time	62	91.18
2.	Usually	6	8.82
3.	Occasionally/Sometimes	0	0.00
4.	Rarely	0	0.00
5.	Never	0	0.00



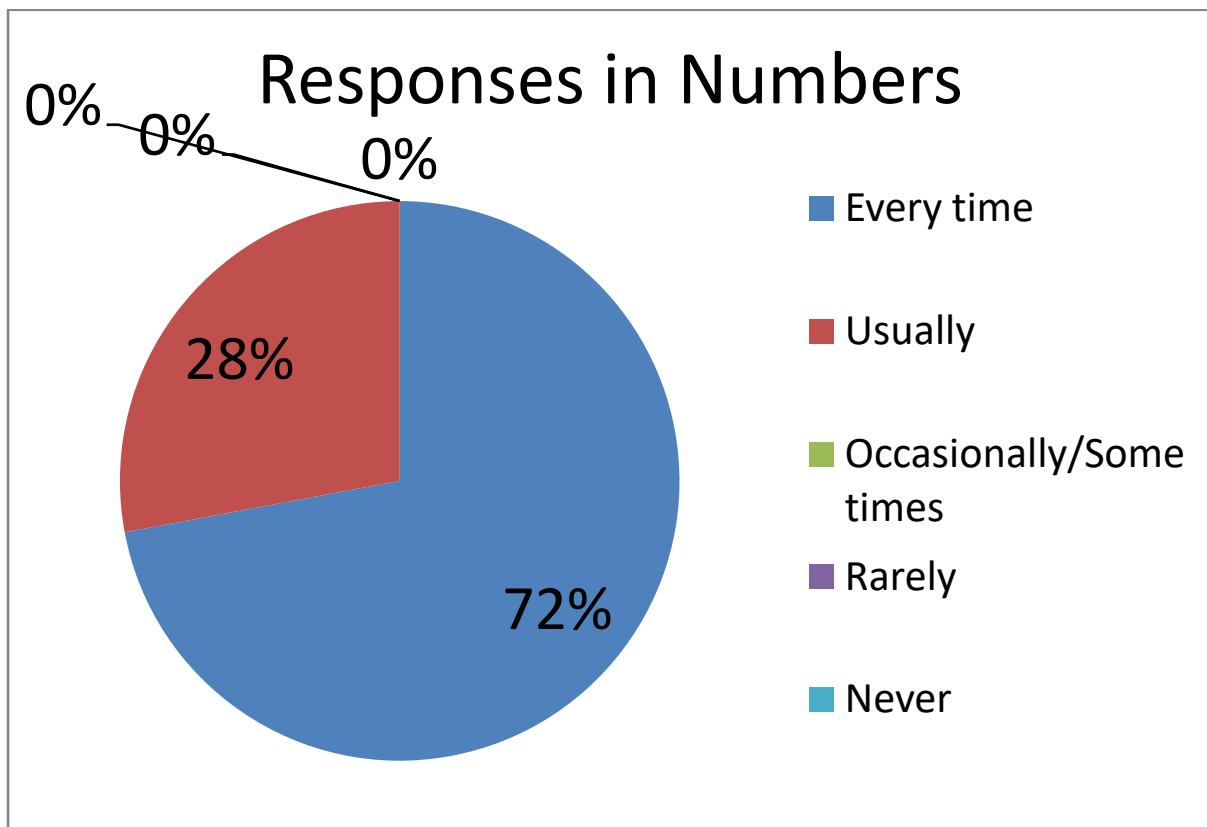
13.The teachers identify your strengths and encourage you with providing right level of challenges

Sr. No.	The teachers identify your strengths and encourage you with providing right level of challenges	Responses in Numbers	Responses in Percentage
1.	Fully	60	88.24
2.	Reasonably	7	10.29
3.	Partially	1	1.47
4.	Slightly	0	0.00
5.	Unable to	0	0.00



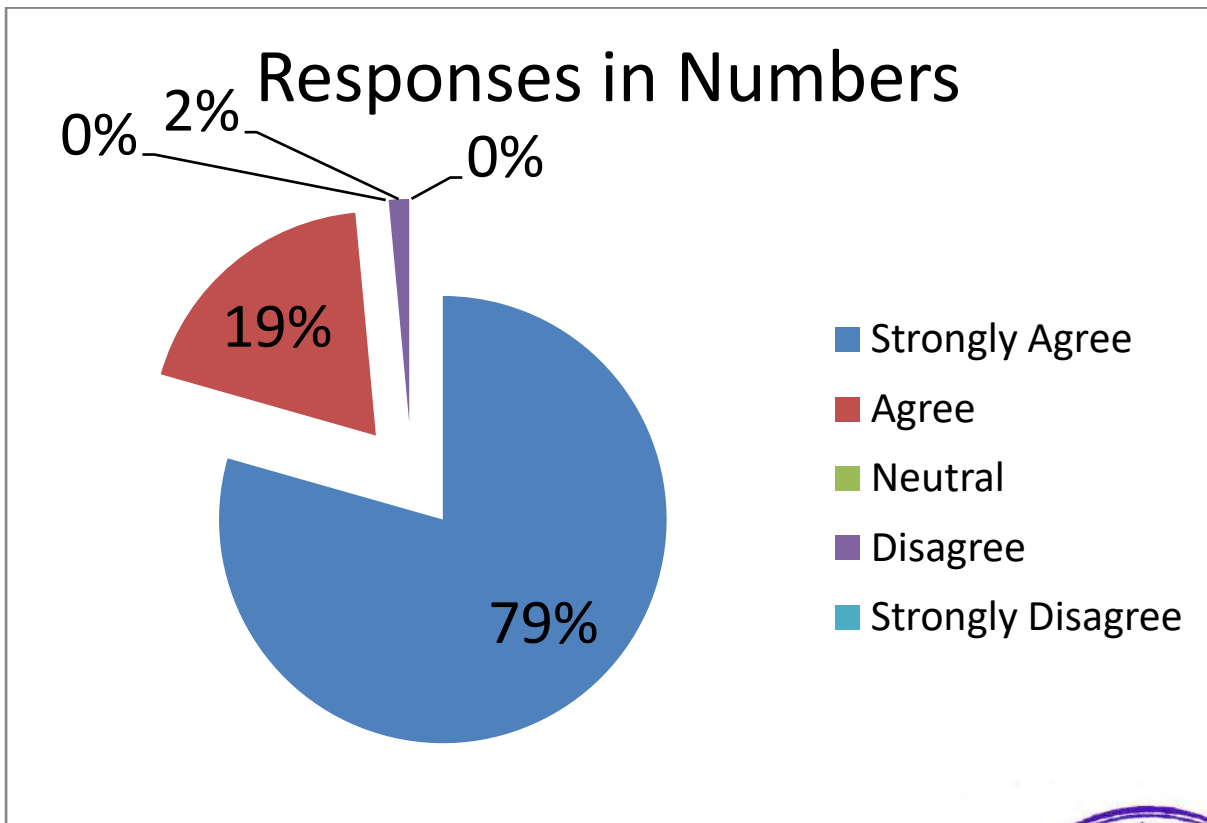
14. Teachers are able to identify your weaknesses and help you to overcome them.

Sr. No.	Teachers are able to identify your weaknesses and help you to overcome them	Responses in Numbers	Responses in Percentage
1.	Every time	49	72.06
2.	Usually	19	27.94
3.	Occasionally/Sometimes	0	0.00
4.	Rarely	0	0.00
5.	Never	0	0.00



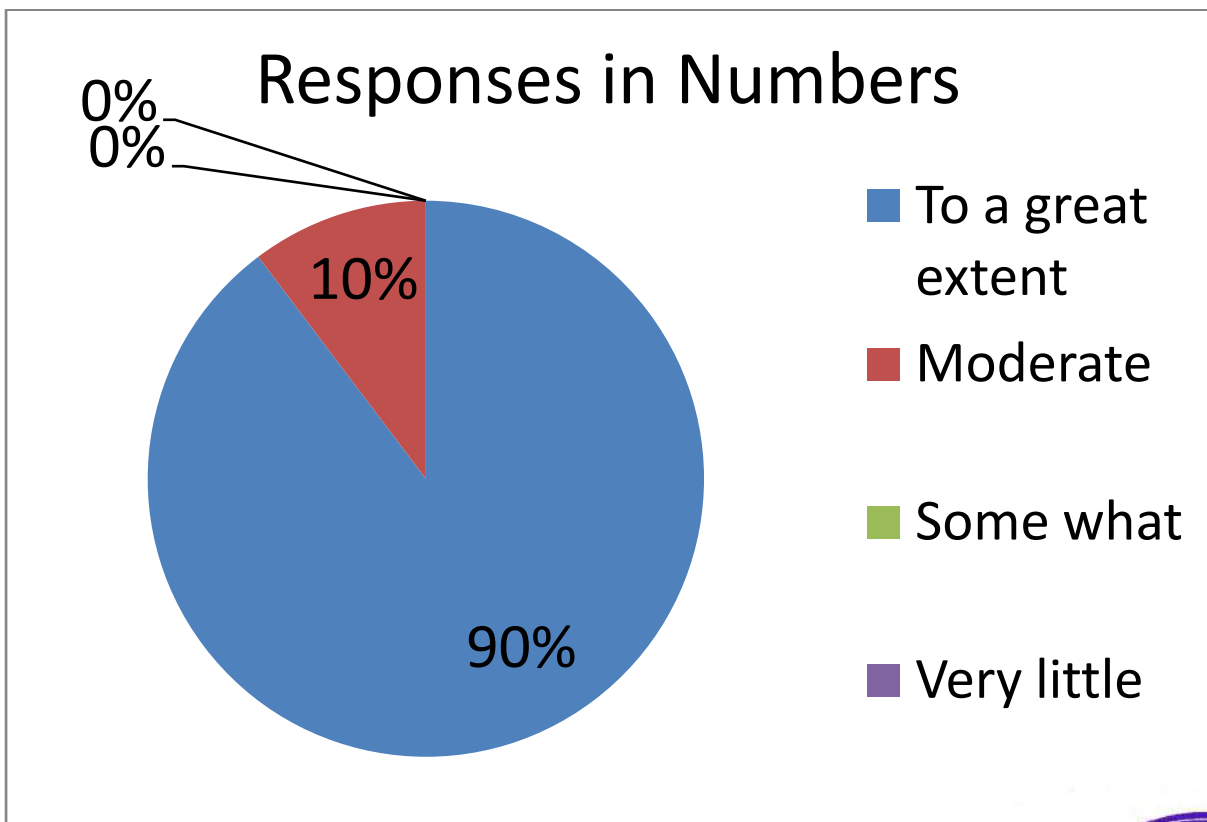
15. The institution makes effort to engage students in the monitoring, review and continuous quality improvement of the teaching learning process.

Sr. No.	The institution makes effort to engage students in the monitoring, review and continuous quality improvement of the teaching learning process.	Responses in Numbers	Responses in Percentage
1.	Strongly Agree	54	79.41
2.	Agree	13	19.12
3.	Neutral	0	0.00
4.	Disagree	1	1.47
5.	<b>Strongly Disagree</b>	<b>0</b>	0.00



16. The institute/ teachers use student centric methods, such as experiential learning, participative learning and problem solving methodologies for enhancing learning experiences.

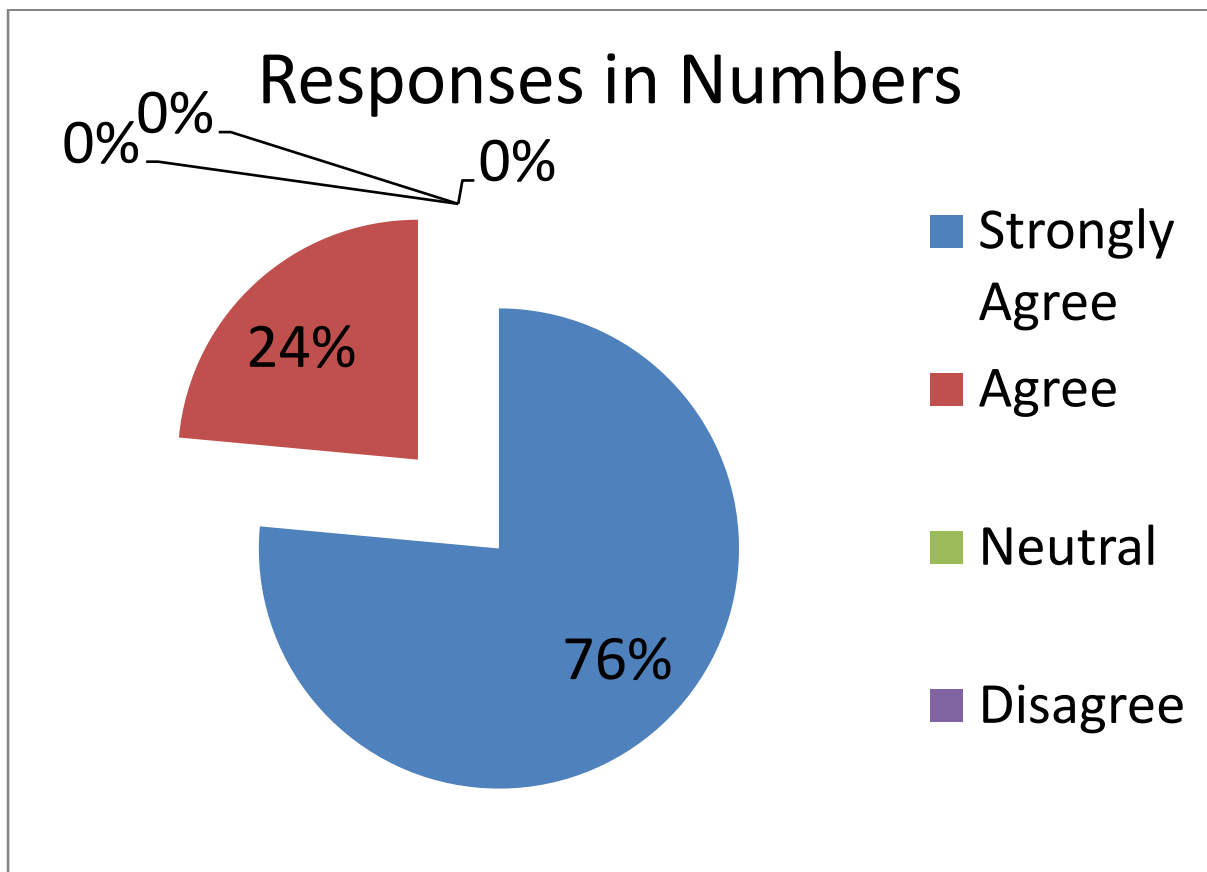
Sr. No.	The institute/ teachers use student centric methods, such as experiential learning, participative learning and problem solving methodologies for enhancing learning experiences.	Responses in Numbers	Responses in Percentage
1.	To a great extent	61	89.71
2.	Moderate	7	10.29
3.	Some what	0	0.00
4.	Very little	0	0.00





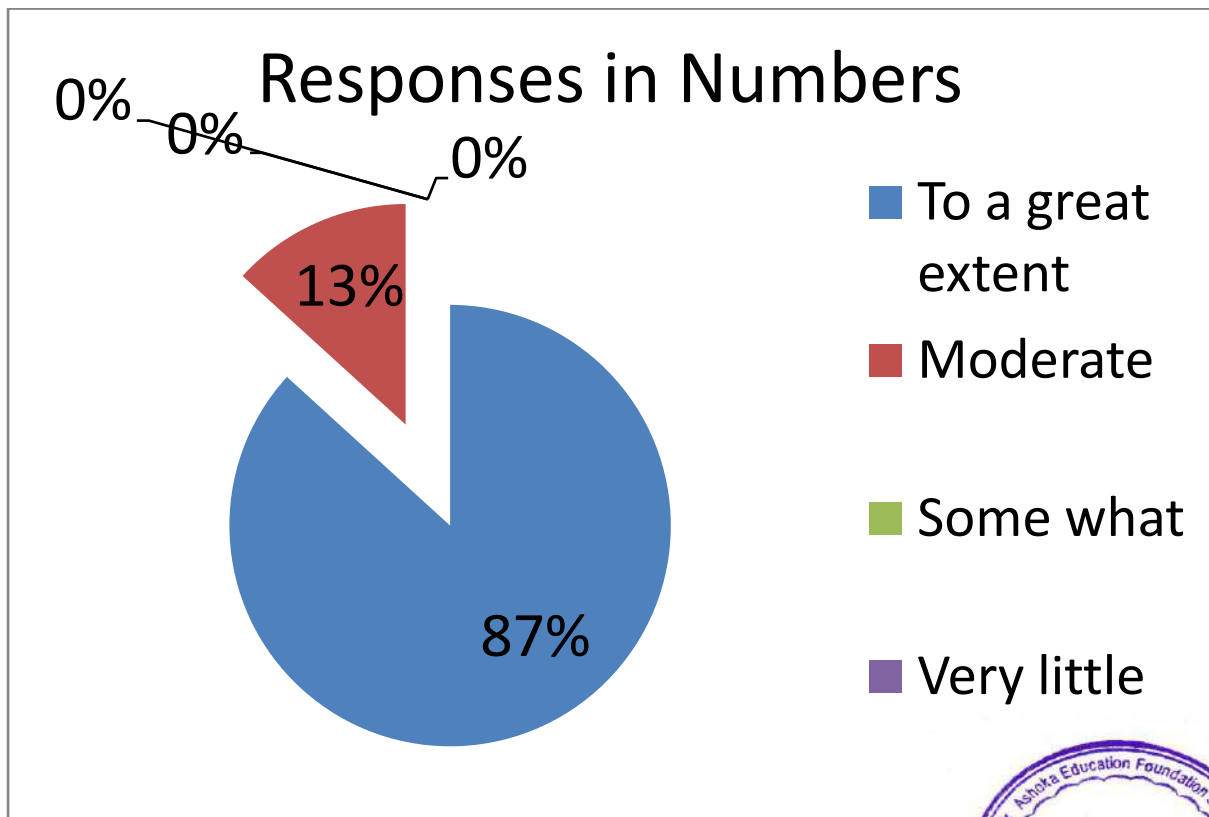
17. Teachers encourage you to participate in extracurricular activities.

Sr. No.	Teachers encourage you to participate in extracurricular activities	Responses in Numbers	Responses in Percentage
1.	Strongly Agree	52	76.47
2.	Agree	16	23.53
3.	Neutral	0	0.00
4.	Disagree	0	0.00
5.	Strongly Disagree	0	0.00



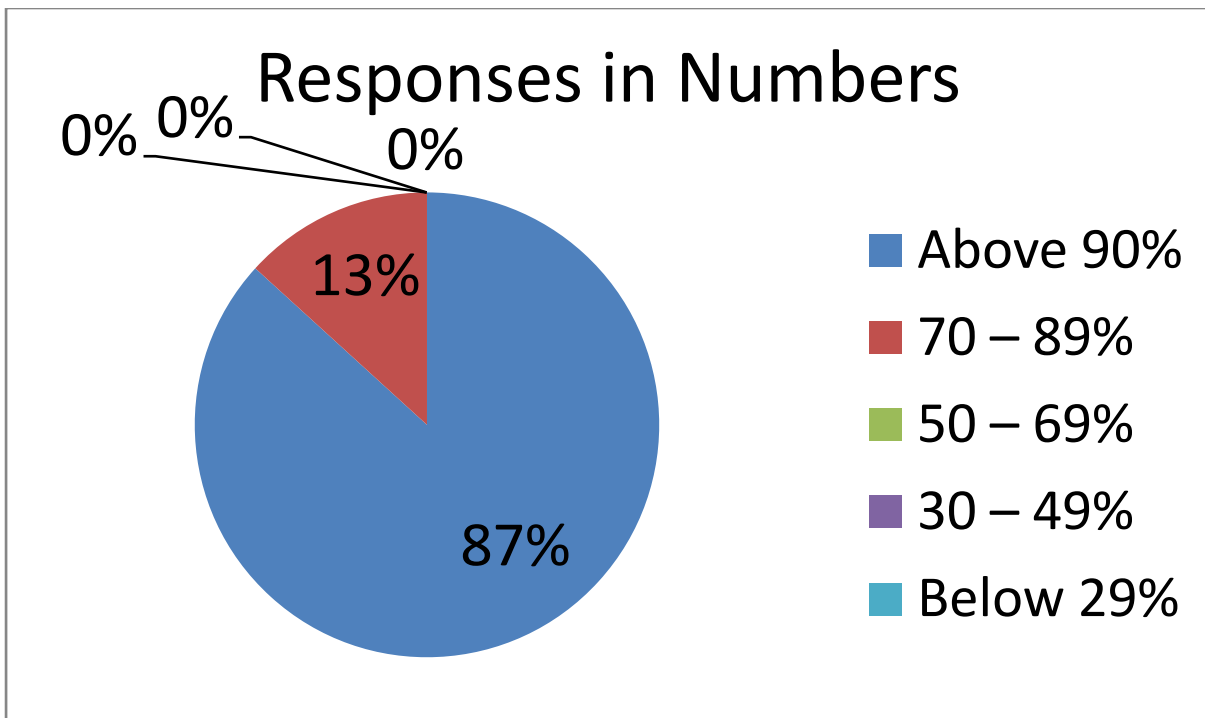
18. Efforts are made by the institute/ teachers to inculcate soft skills, life skills and employability skills to make you ready for the world of work

Sr. No.	Efforts are made by the institute/ teachers to inculcate soft skills, life skills and employability skills to make you ready for the world of work	Responses in Numbers	Responses in Percentage
1.	To a great extent	59	86.76
2.	Moderate	9	13.24
3.	Some what	0	0.00
4.	Very little	0	0.00
5.	Not at all	0	0.00



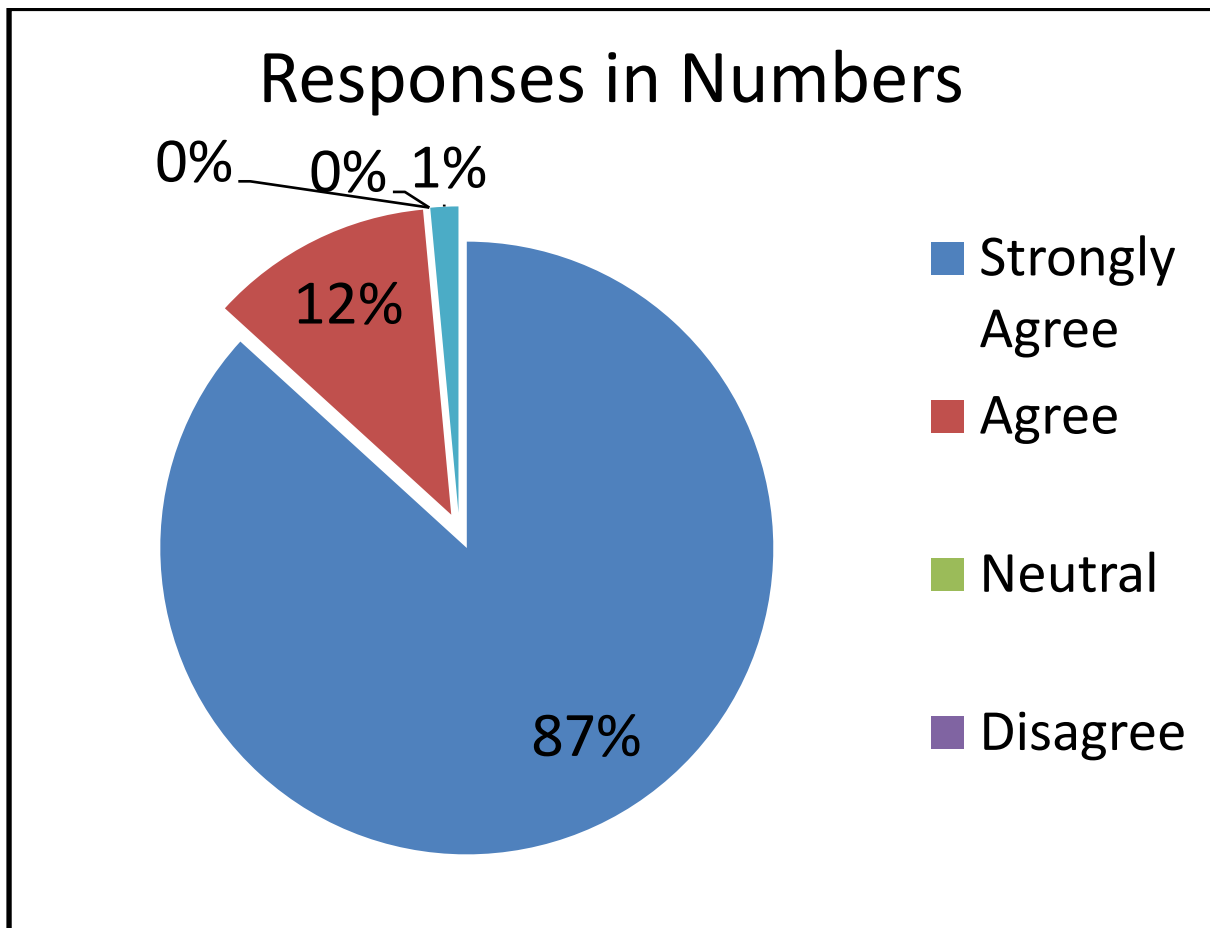
19. What percentage of teachers use ICT tools such as LCD projector, Multimedia, etc. While teaching

Sr. No.	What percentage of teachers use ICT tools such as LCD projector, Multimedia, etc. while teaching.	Responses in Numbers	Responses in Percentages
1.	Above 90%	59	86.76
2.	70 – 89%	9	13.24
3.	50 – 69%	0	0.00
4.	30 – 49%	0	0.00
5.	<b>Below 29%</b>	<b>0</b>	0.00



20.The overall quality of teaching-learning process in your institute is very good.

Sr. No.	The overall quality of teaching-learning process in your institute is very good.	Responses in Numbers	Responses in Percentage
1.	Strongly Agree	59	86.76
2.	Agree	8	11.76
3.	Neutral	0	0.00
4.	Disagree	0	0.00
5.	<b>Strongly Disagree</b>	<b>1</b>	1.47



21 Give three observation / suggestions to improve the overall teaching – learning experience in your Institution

**Some of responses given here:**

❖ **OBSERVATIONS:**

- It is a great thing and wonderful to be called as Ashokite. The support and the atmosphere we got was so supportive and encouraging that we were always motivated to participate in different activities which helped us in boosting and getting groomed so well. I feel proud to be part of Ashoka Family. And if anytime we have any doubt we are always supported and our doubts are clarified.
- Teachers try their level best for providing best teaching - learning experience.
- Everything is Best.
- No suggestions, Overall the learning experience was very nice.
- The institute takes all the efforts to upgrade the knowledge from time to time.
- Mentor and educators are always ready to help even after working hours. Management is always concerned for the mental and physical health. Mentors and educators are always well-behaved, supportive, understanding and taking interest in the development of each student.
- Everything is perfect, we are fully satisfied with the teaching learning process of our institute.
- Good and effective communication.
- All faculty members are always ready to help.
- Always motivate the students in great extent
- The teaching learning techniques are best used.
- The syllabus is thoroughly revised of all subjects.
- Teachers are very helpful and encouraging.
- The overall teaching learning experience is very nice. They provide us quality education. It is one of the best institutes.
- To promote students to develop their own teaching skills.
- This way students will have a direction, know what to expect and be prepared, study little daily.
- I observed that teachers are very hard-working.
- They are very supportive.
- I have learnt many new things from here.



- It was wonderful. We students become techno savvy.
- The teaching skills of teachers are very nice.
- I have observed myself that I am improved very much after B.Ed. I also observed that the learning strategies used by teachers are very effective. I am so glad that I am student of Ashoka college.
- Overall quality of teaching learning process is very good; all mentors are good & college environment is also good. Everything is good.
- Overall quality of teaching learning process is very good; all mentors are good & college environment also good everything is good.
- I have great experience and quality of learning. Always feel blessed as a part of the institute.
- I like the way teachers are teaching and involving all the students in the class.
- I am fully satisfied with the learning.
- Opportunity provided to the students' teachers for enhancing their skills and get experience.
- Very nice institution.
- The institute upgrades itself from time to time.
- Truly blessed to get kind and helpful mentor.
- Good interaction takes place.

### ❖ **SUGRESSIONS:**

- There needs to be more Internship Opportunity.
- I think for teachers some communication programs should always be there. Proper evaluation on assignment needed to be taken.
- Practical based learning should be emphasised more.
- Recording sessions need to be done.
- Soft skill classes to be provided.
- More use of technology.
- At least 2 worksheets for practicing each lesson.
- This is a great way for practice before tests, prelim and exams. If questions are covered according to lesson overview and submission deadline set, then even the laziest student will go to it and will understand concepts. Encourage practice of concept map after every topic as homework and thoroughly check next day in class. I am sure this will indirectly prepare each student towards exams and nothing will be sudden.
- Practical learning is good, but writing part should be less.



- Giving placements little bit later i.e during end of semester 4. As, students those who are getting placed in the month of march that is at the beginning of sem. - 4 are not able to focus on their Sem. - 4 studies, completions and submissions which ultimately impacts on their results.
- If Ashoka provided M.Ed. I can definitely take admission here.



**Dr. Santosh Rukari**  
**Principal**

**Ashoka Education Foundation's**  
**Ashoka International Centre for**  
**Educational Studies and Research**  
**Ashoka Marg, Wadala, Nashik-422 006**

