

Ashoka Education Foundation's  
Ashoka International Centre for Educational Studies and Research, Nashik

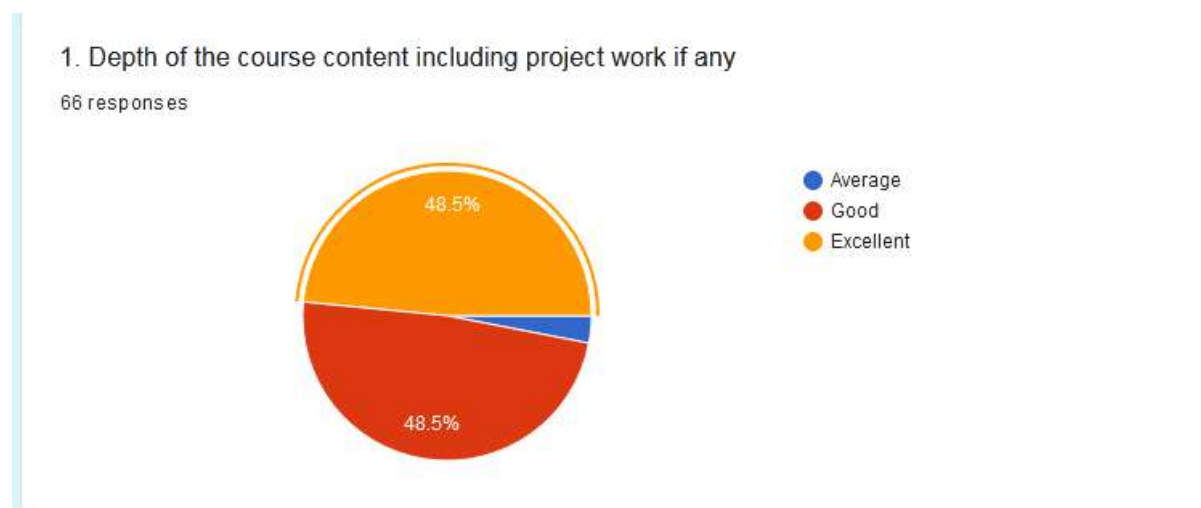
**B.Ed. Student Curriculum Feedback Form Analysis**

Academic Year 2019-20

Student Curriculum feedback was conducted for academic year 2019-20 for the batch 2018-20. The feedback was implemented online through Google form. Google form link was shared to students to participate in this online feedback. Participation was voluntary and respondents were ensured confidentiality. Total 66 students' responses were received. Its analysis is as follows –

Sr.No.	5 point Rating Scale	Remark
1	5 and above	Excellent
2	4 and above	Very Good
3	3 and above	Good
4	2 and above	Average
5	1 and above	Poor

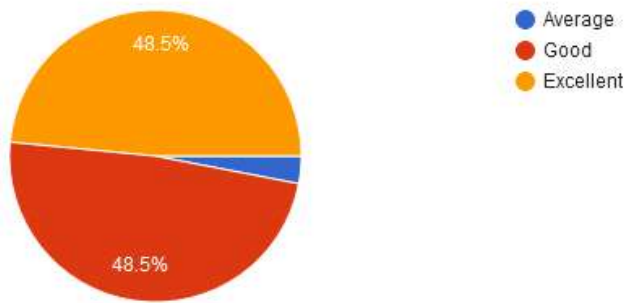
Question No. 1-



Question No. 2-

## 2. Extent of coverage of course

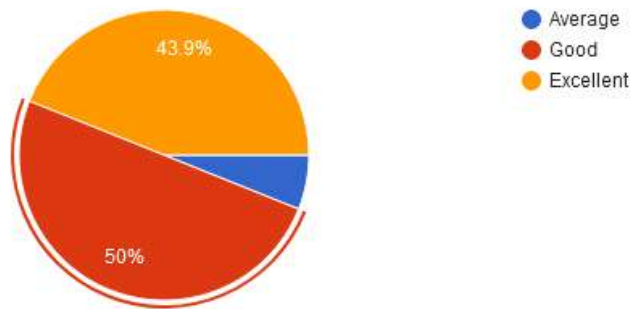
66 responses



## Question No. 3-

### 3. Applicability/ relevance to real life situations

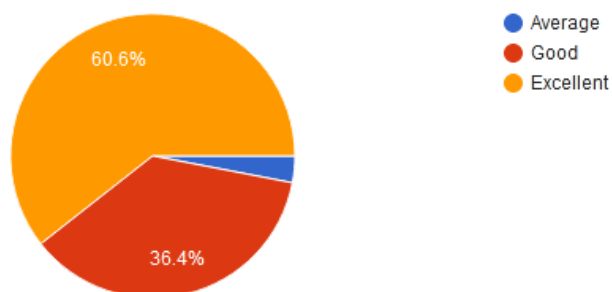
66 responses



## Question No. 4-

### 4. Learning values (in terms of knowledge, concepts, manual, skills, analytical, abilities and broadening of perspective)

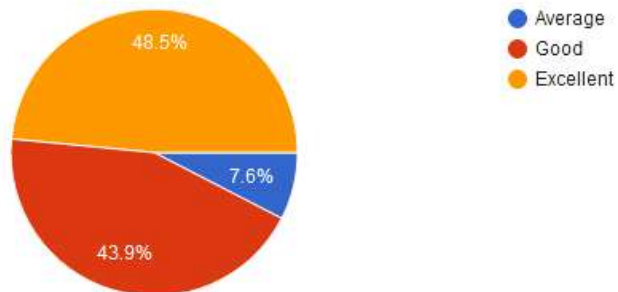
66 responses



Question No. 5-

5. Clarity and relevance of textual reading material

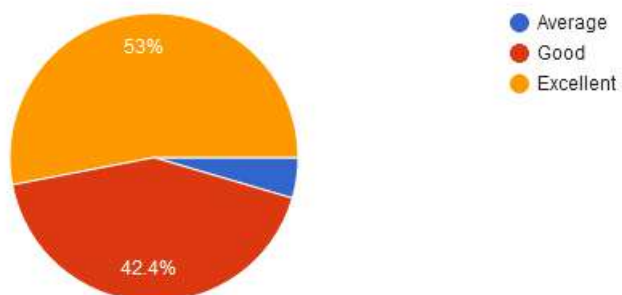
66 responses



Question No. 6-

6. Relevance of additional source material (Library)

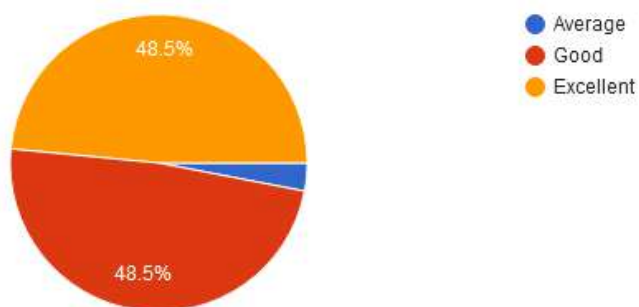
66 responses



Question No. 7-

### 7. Extent of efforts required by students

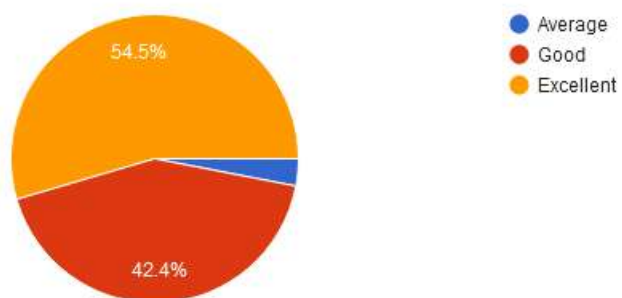
66 responses



### Question No. 8-

### 8. The appropriateness of logical and orderly manner of arranging the course content

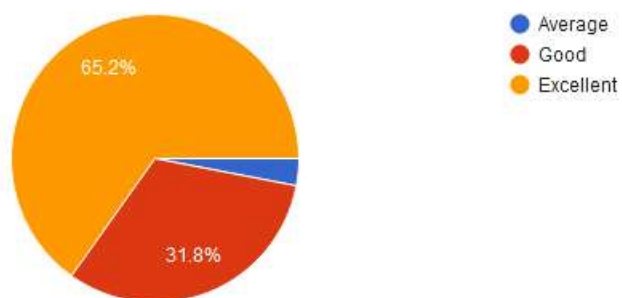
66 responses



### Question No. 9-

### 9. The influence of the course content to improve my self confidence as teacher

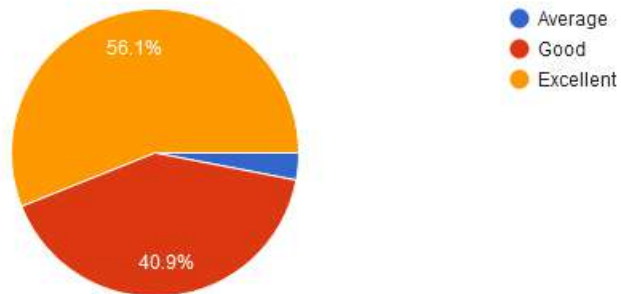
66 responses



### Question No. 10-

## 10. The consistency of the course contents with the course objectives


66 responses




- **Observations**
- Curriculum increasing confidence through this course.
- Introduced new technology through this curriculum.
- Curriculum given emphasis on practical knowledge, improving skills and communication for students

### Suggestions

- Needs to improve the relevance of subjects to the real life
- More field experience can be included in curriculum
- Curriculum should not be too theoretical.
- Need to include more content knowledge based on subjects.
- Paper pattern must change



  
**PRINCIPAL**  
Ashoka Education Foundation's  
Ashoka International Centre for  
Educational Studies and Research  
Ashoka Marg, Wadala, Nashik-422 006

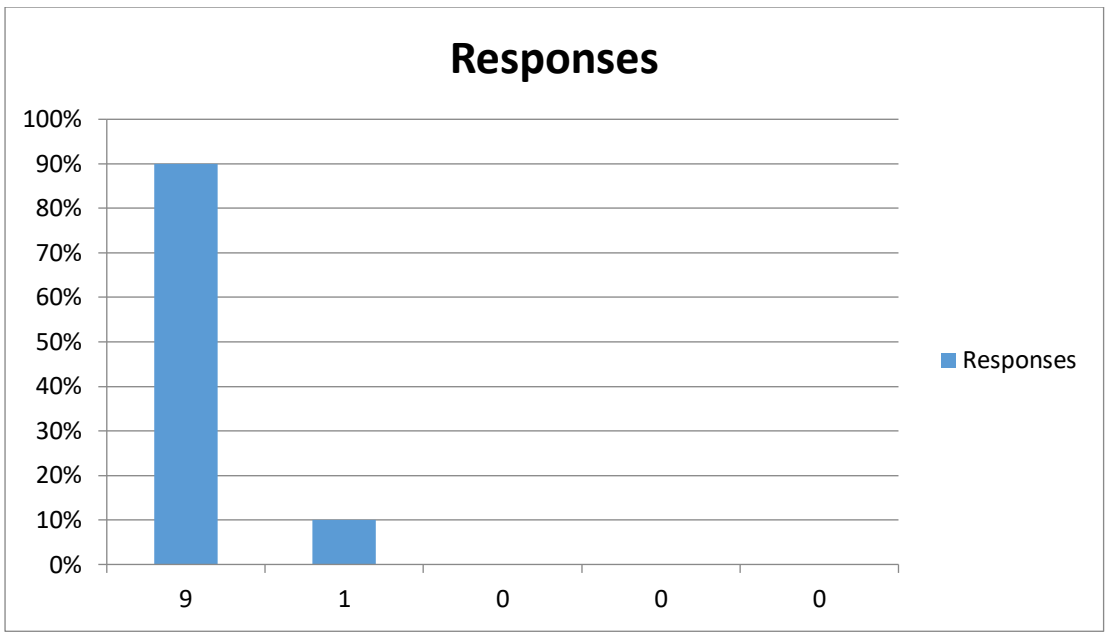
**Ashoka Education Foundation's**  
**Ashoka International Centre for Educational Studies and Research, Nashik**  
**Teachers Curriculum Feedback Form Analysis**  
**Academic Year 2019-20**

Teachers Curriculum feedback was conducted for academic year 2019-20 for the batch 2018-20. The feedback was implemented online through Google form. Google form link was shared to teachers to participate in this online feedback. Participation was voluntary and respondents were ensured confidentiality. Total 10 teachers' responses were received. Its analysis is as follows –

<b>Sr.No.</b>	<b>5 point Rating Scale</b>	<b>Remark</b>
1	5 and above	Excellent
2	4 and above	Very Good
3	3 and above	Good
4	2 and above	Average
5	1 and above	Poor

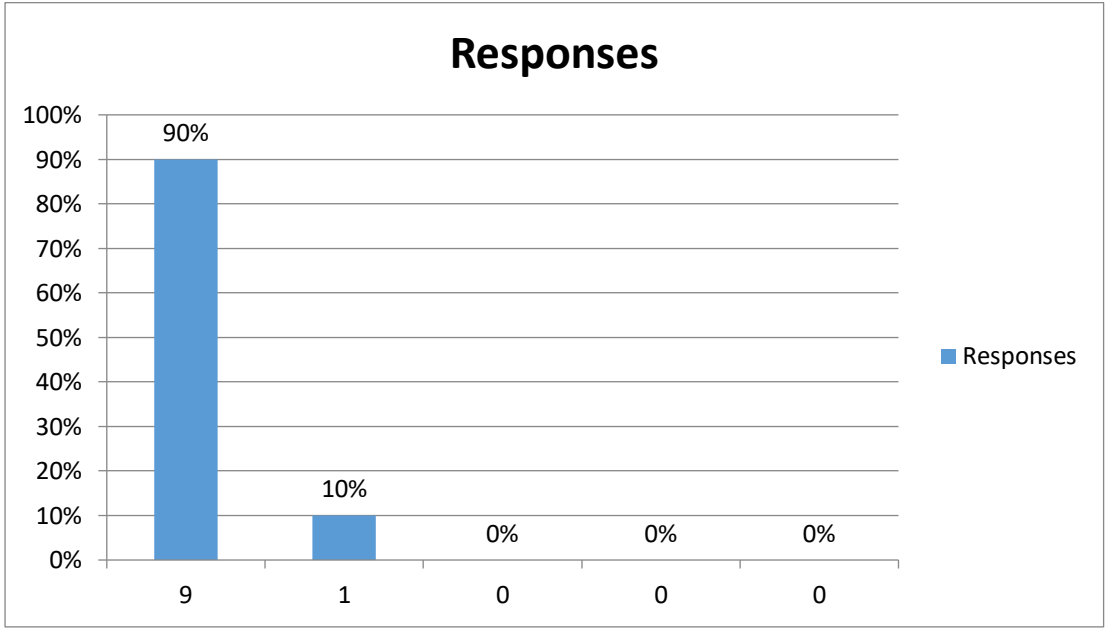
1. The depth of the course content is adequate to have significant learning outcomes.

<b>Rating Scale</b>	<b>5</b>	<b>4</b>	<b>3</b>	<b>2</b>	<b>1</b>	<b>Total Respondents</b>
<b>Responses in Numbers</b>	<b>9</b>	<b>1</b>	<b>0</b>	<b>0</b>	<b>0</b>	<b>10</b>
<b>Responses in Percentage</b>	<b>90%</b>	<b>10%</b>	<b>0%</b>	<b>0%</b>	<b>0%</b>	<b>100%</b>



2. Syllabus is sufficient to bridge the gap between industry standards /current global scenarios and academics

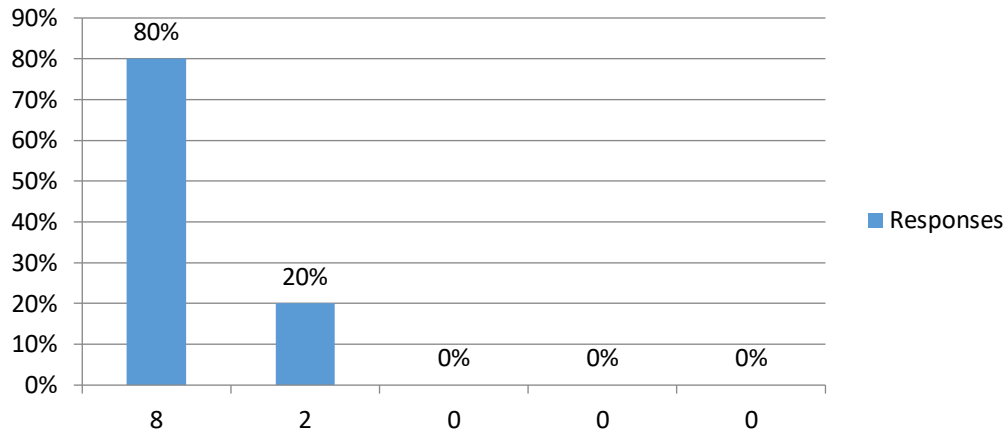
Rating Scale	5	4	3	2	1	Total Respondents
Responses in Numbers	9	1	0	0	0	10
Responses in Percentage	90%	10%	0%	0%	0%	100%



3. The timely coverage of syllabus is possible in the mentioned number of hours

Rating Scale	5	4	3	2	1	Total Respondents
Responses in Numbers	8	2	0	0	0	10
Responses in Percentage	80%	20%	0%	0%	0%	100%

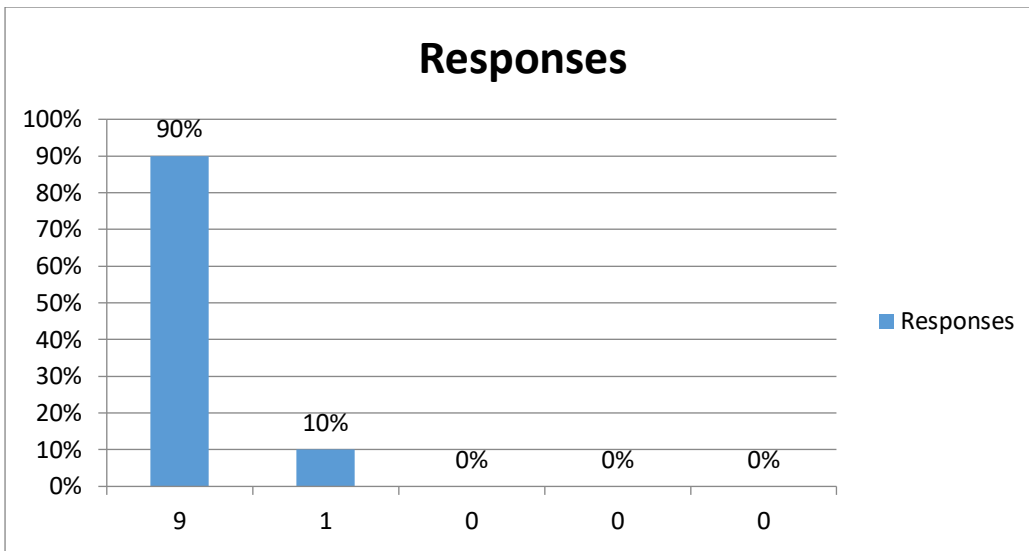
### Responses



4. The module / sections in the syllabus are properly sequenced.

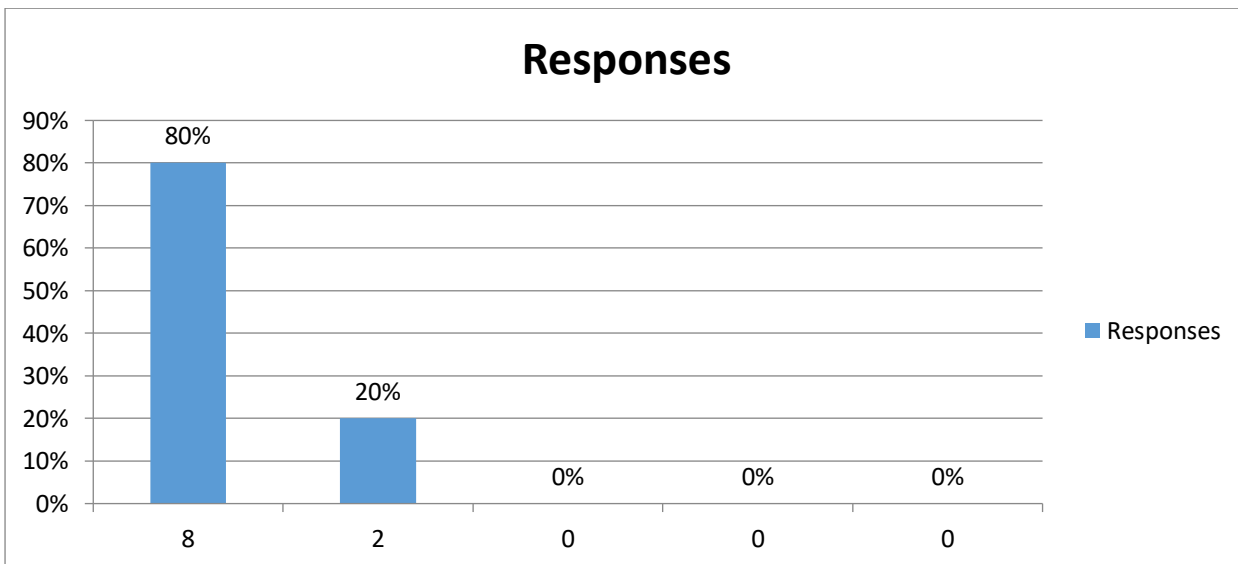
Rating Scale	5	4	3	2	1	Total Respondents
Responses in Numbers	9	1	0	0	0	10
Responses in Percentage	90%	10%	0%	0%	0%	100%





5. Sufficient reference material and books are available for the topics mentioned in the syllabus

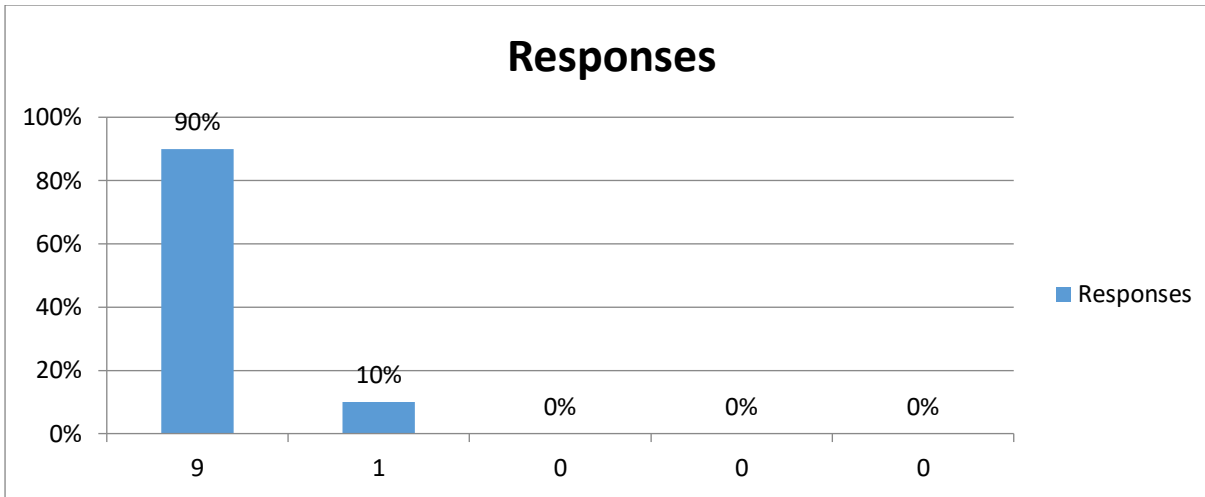
Rating Scale	5	4	3	2	1	Total Respondents
Responses in Numbers	8	2	0	0	0	10
Responses in Percentage	80%	20%	0%	0%	0%	100%



6. The curriculum is balanced with regard to the theoretical and practical knowledge

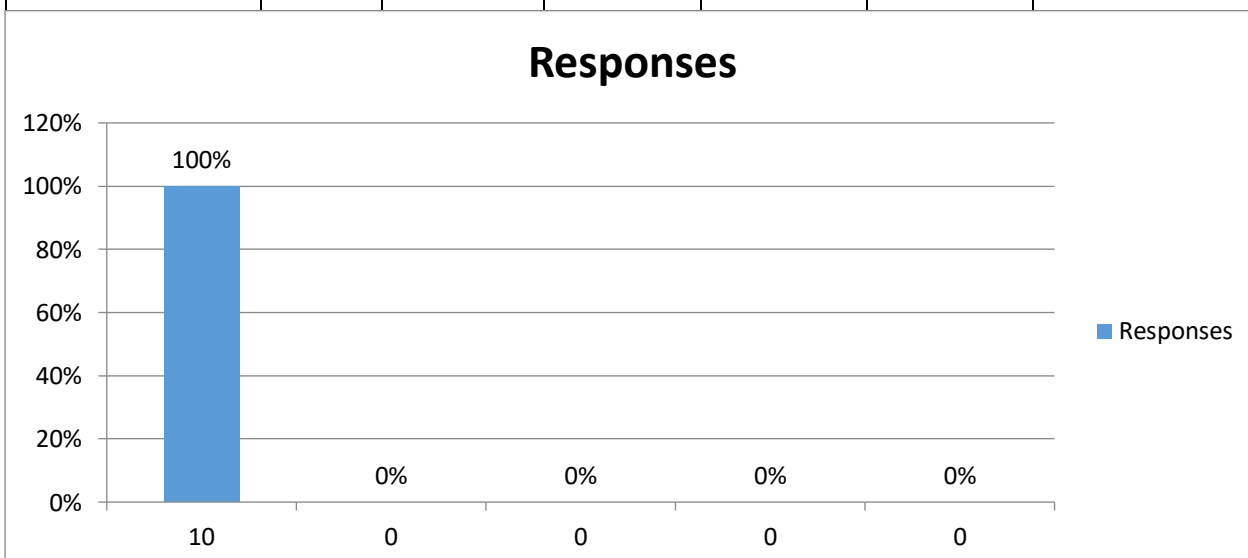
Rating Scale	5	4	3	2	1	Total Respondents

Responses in Numbers	<b>9</b>	<b>1</b>	<b>0</b>	<b>0</b>	<b>0</b>	10
Responses in Percentage	<b>90%</b>	<b>10%</b>	<b>0%</b>	<b>0%</b>	<b>0%</b>	100%



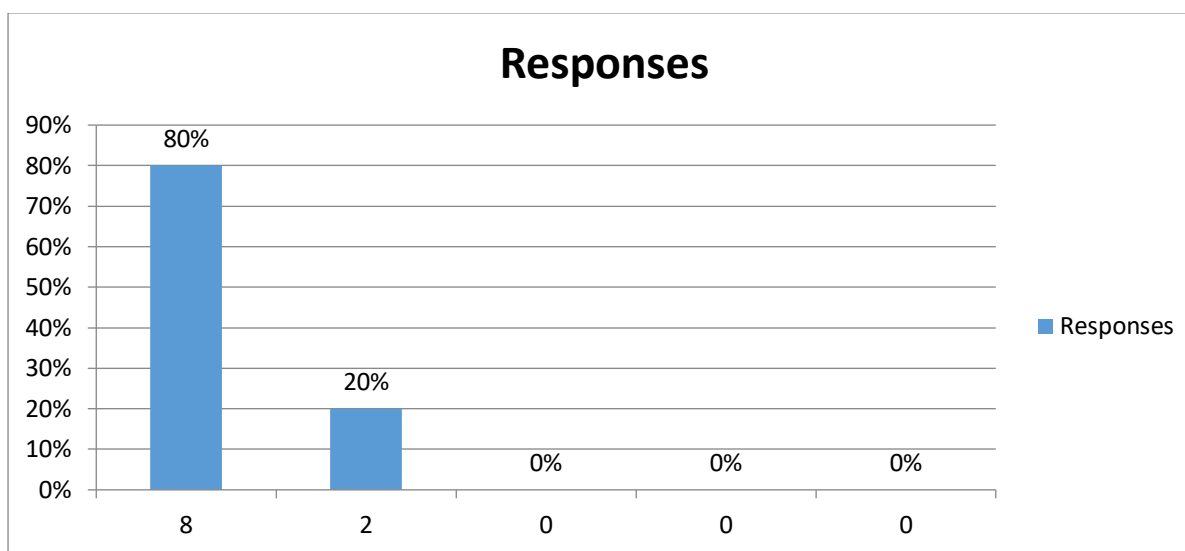
7. How do rate the courses in terms of their relevance to the latest and/or the future technologies?

Rating Scale	<b>5</b>	<b>4</b>	<b>3</b>	<b>2</b>	<b>1</b>	Total Respondents
Responses in Numbers	<b>10</b>	<b>0</b>	<b>0</b>	<b>0</b>	<b>0</b>	10
Responses in Percentage	<b>100%</b>	<b>0%</b>	<b>0%</b>	<b>0%</b>	<b>0%</b>	100%



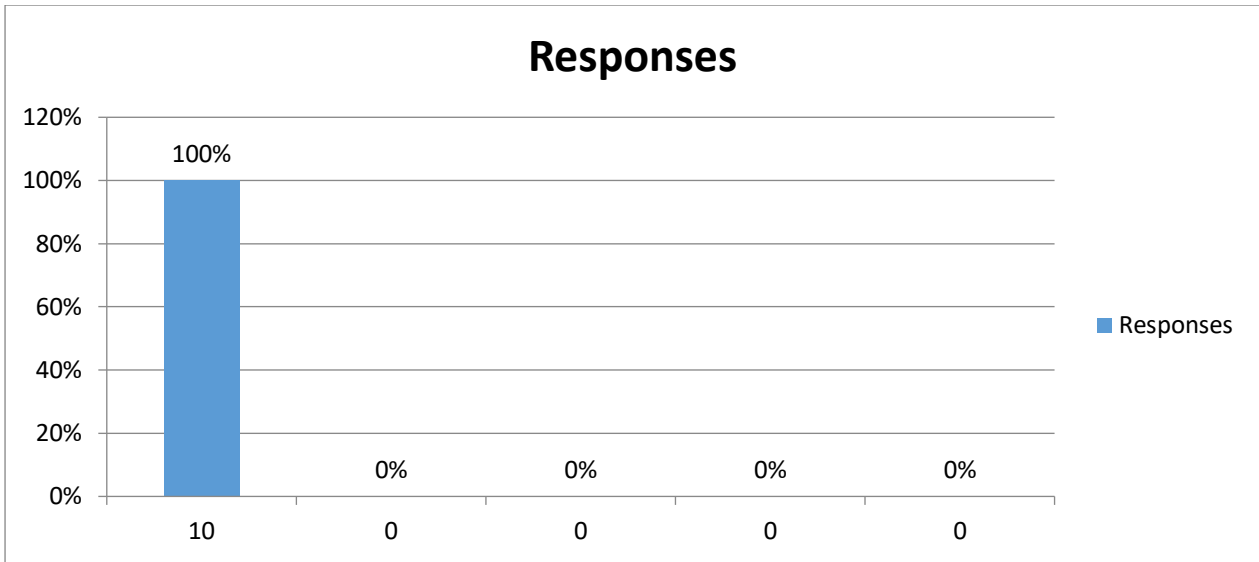
8. Pedagogy proposed in the curriculum matches the contents

Rating Scale	5	4	3	2	1	Total Respondents
Responses in Numbers	8	2	0	0	0	10
Responses in Percentage	80%	10%	0%	0%	0%	100%



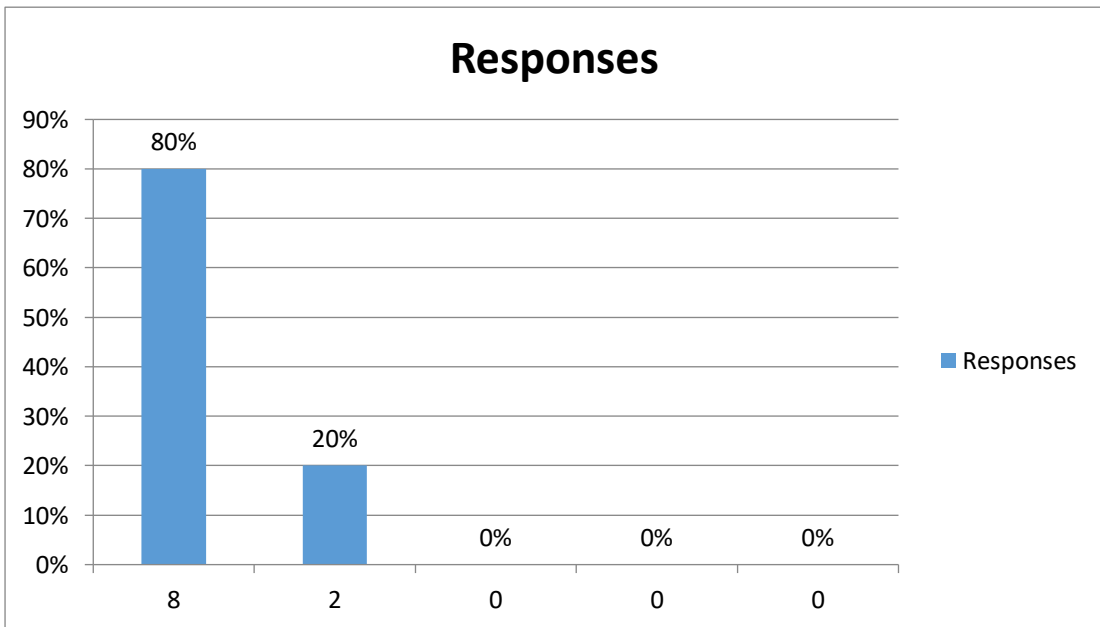
9. The curriculum has the potential in developing the habit of self-learning among the students

Rating Scale	5	4	3	2	1	Total Respondents
Responses in Numbers	10	0	0	0	0	10
Responses in Percentage	100%	0%	0%	0%	0%	100%



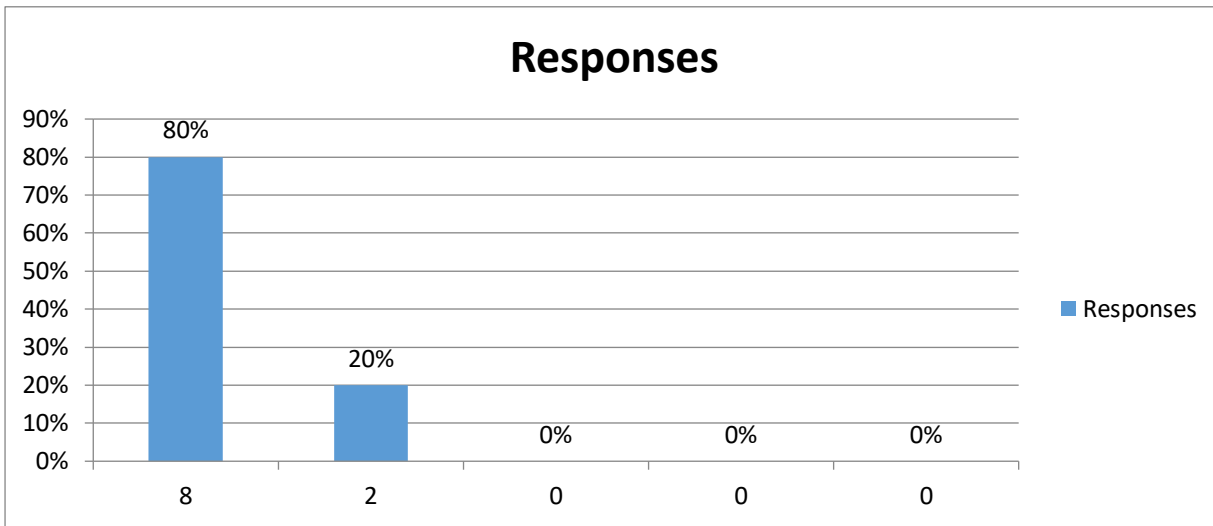
10. The curriculum has focus on skill development

Rating Scale	5	4	3	2	1	Total Respondents
Responses in Numbers	8	2	0	0	0	10
Responses in Percentage	80%	0%	0%	0%	0%	100%



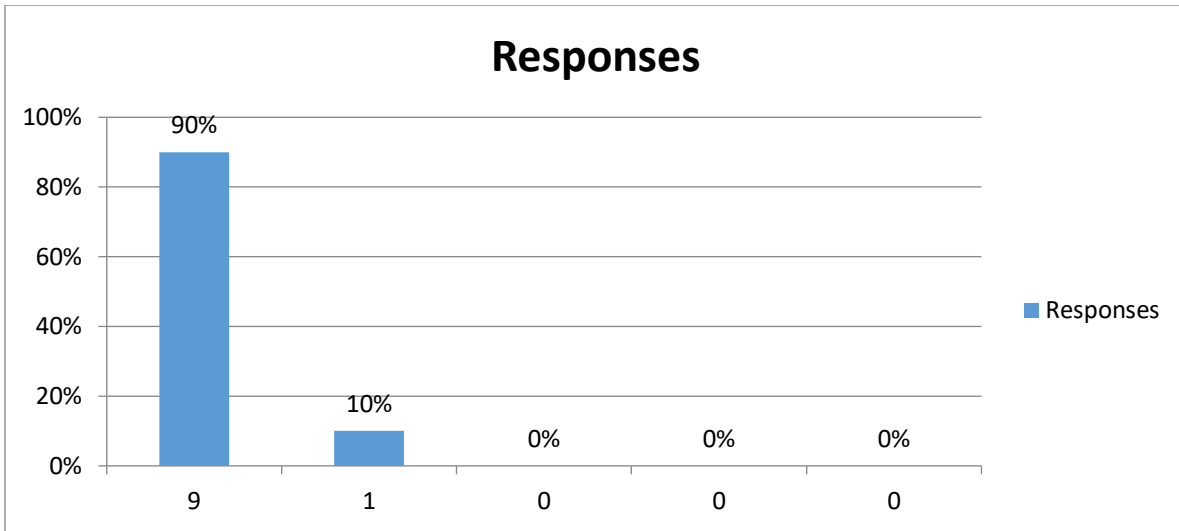
11. Evaluation of the course is appropriate to discriminate the students.

Rating Scale	5	4	3	2	1	Total Respondents
Responses in Numbers	8	2	0	0	0	10
Responses in Percentage	80%	20%	0%	0%	0%	100%



12. How do you rate the transformation of your students after the completion of the course?

Rating Scale	5	4	3	2	1	Total Respondents
Responses in Numbers	9	1	0	0	0	10
Responses in Percentage	90%	10%	0%	0%	0%	100%




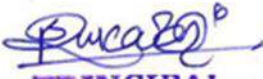
### 13. Observation

Sr. No.	Remarks/Feedback
1.	EPC 7 is good
2.	Curriculum is important for students for applying knowledge in society
3.	A well designed curriculum with well carved execution.
4.	The curriculum meets 21st century requirements.

### 14. Suggestion.

Sr. No.	Suggestion.
1.	Arrange seminars on subject related topics.
2.	Arrange orientation related to curriculum.



  
**PRINCIPAL**  
 Ashoka Education Foundation's  
 Ashoka International Centre for  
 Educational Studies and Research  
 Ashoka Marg, Wadala, Nashik-422 006

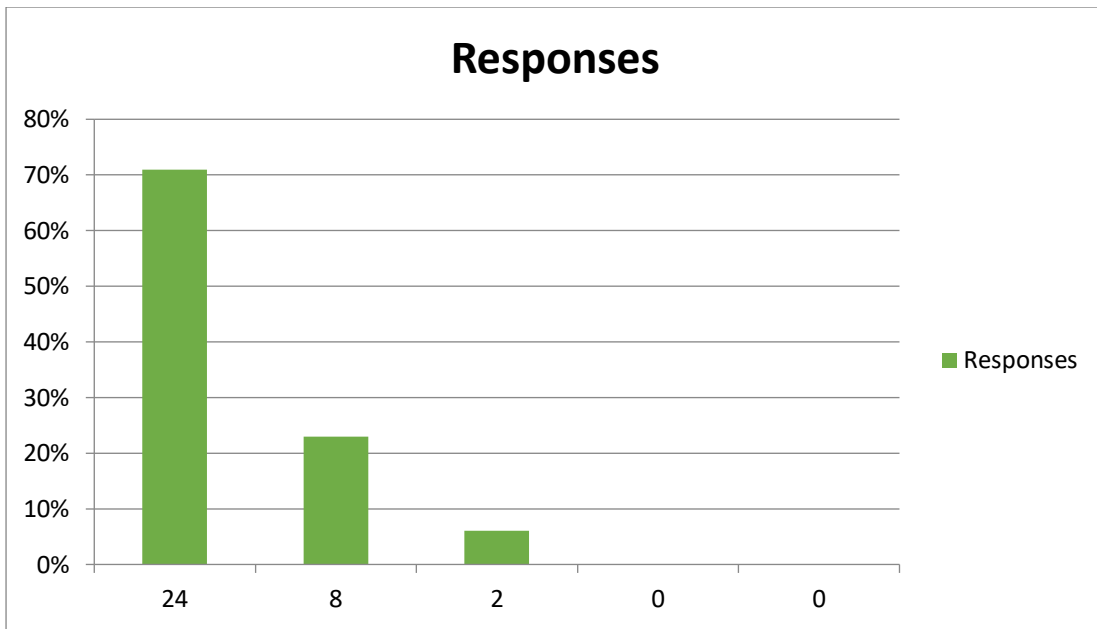
**Ashoka Education Foundation's**  
**Ashoka International Centre for Educational Studies and Research, Nashik**  
**Parent Feedback Form Analysis**  
**Academic Year 2019-20**

Parents' feedback was conducted for academic year 2019-20 for the batch 2018-20. The feedback was implemented online through Google form. Google form link was shared to students to participate in this online feedback. Participation was voluntary and respondents were ensured confidentiality. Total 34 parents' responses were received. Its analysis is as follows –

<b>Sr.No.</b>	<b>5 point Rating Scale</b>	<b>Remark</b>
1	5 and above	Excellent
2	4 and above	Very Good
3	3 and above	Good
4	2 and above	Average
5	1 and above	Poor

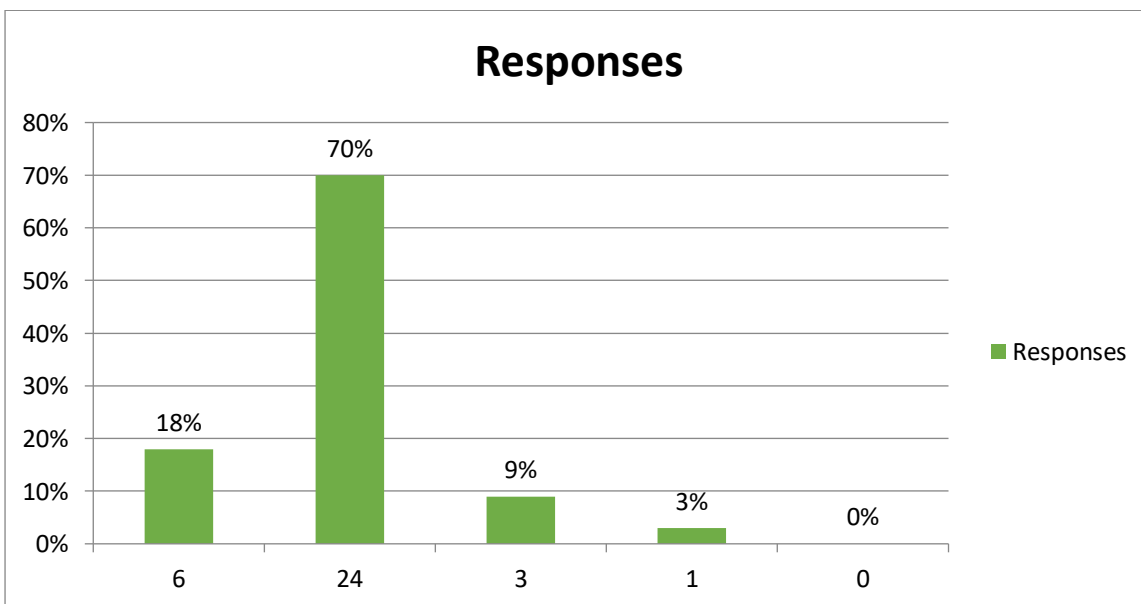
1. How do you rate the programme that your ward undergoing in terms of the load of the courses in different semesters?

Rating Scale	<b>5</b>	<b>4</b>	<b>3</b>	<b>2</b>	<b>1</b>	Total Respondents
Responses in Numbers	<b>24</b>	<b>08</b>	<b>2</b>	<b>0</b>	<b>0</b>	34
Responses in Percentage	<b>71%</b>	<b>23%</b>	<b>6%</b>	<b>0%</b>	<b>0%</b>	100%



2. How do you rate the availability of the text and reference books in the market?

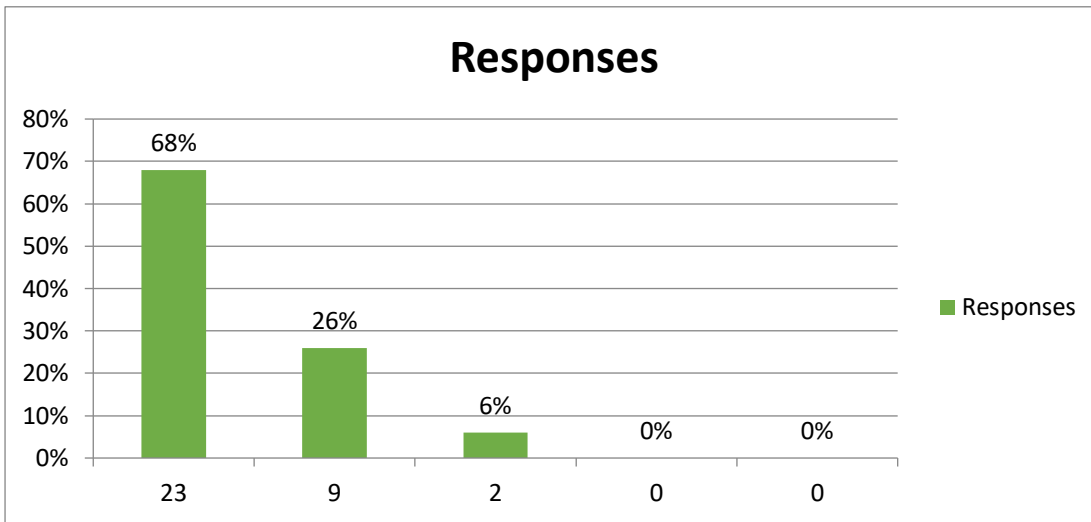
Rating Scale	5	4	3	2	1	Total Respondents
Responses in Numbers	6	24	3	1	0	34
Responses in Percentage	18%	70%	9%	3%	0%	100%



3. How do you rate the quality and relevance of the courses included into the curriculum?

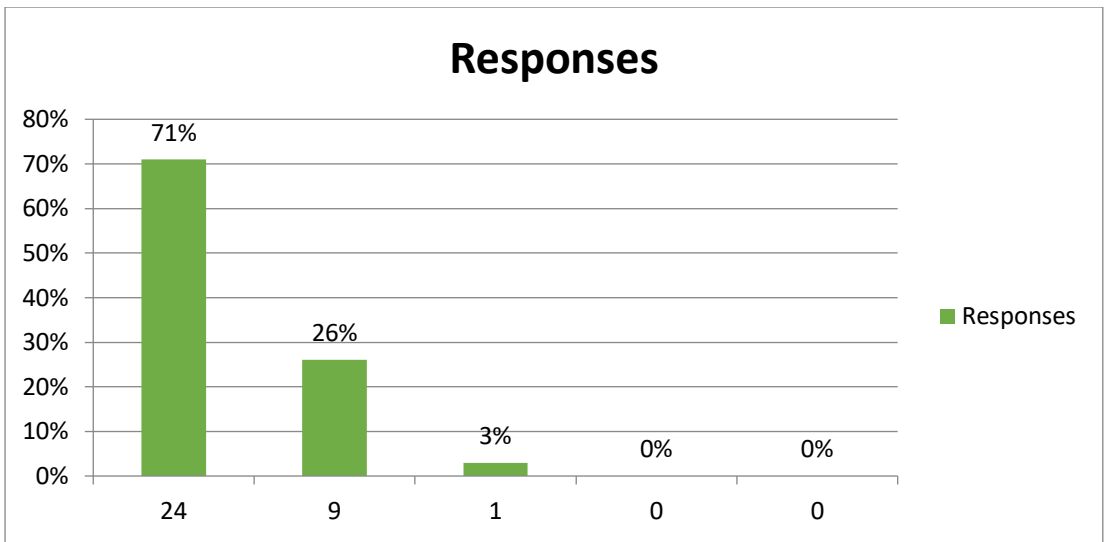


Rating Scale	5	4	3	2	1	Total Respondents
Responses in Numbers	23	09	2	0	0	34
Responses in Percentage	68%	26%	6%	0%	0%	100%



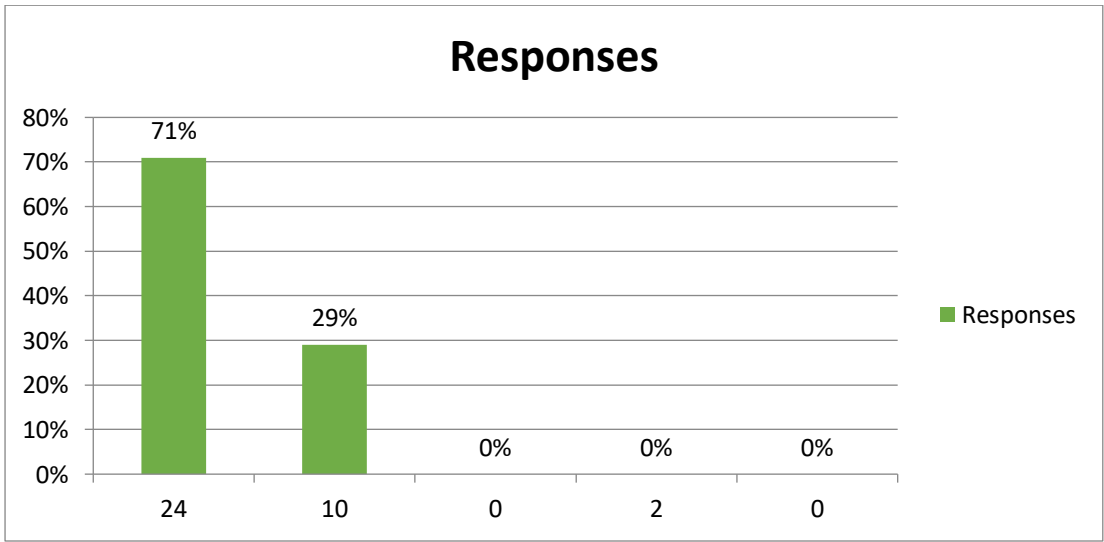
4. How do you rate the ambience of the college for effective delivery of the academic process?

Rating Scale	5	4	3	2	1	Total Respondents
Responses in Numbers	24	09	1	0	0	34
Responses in Percentage	71%	26%	3%	0%	0%	100%



5. The How do rate the courses in terms of their relevance to the latest and/or future technologies?

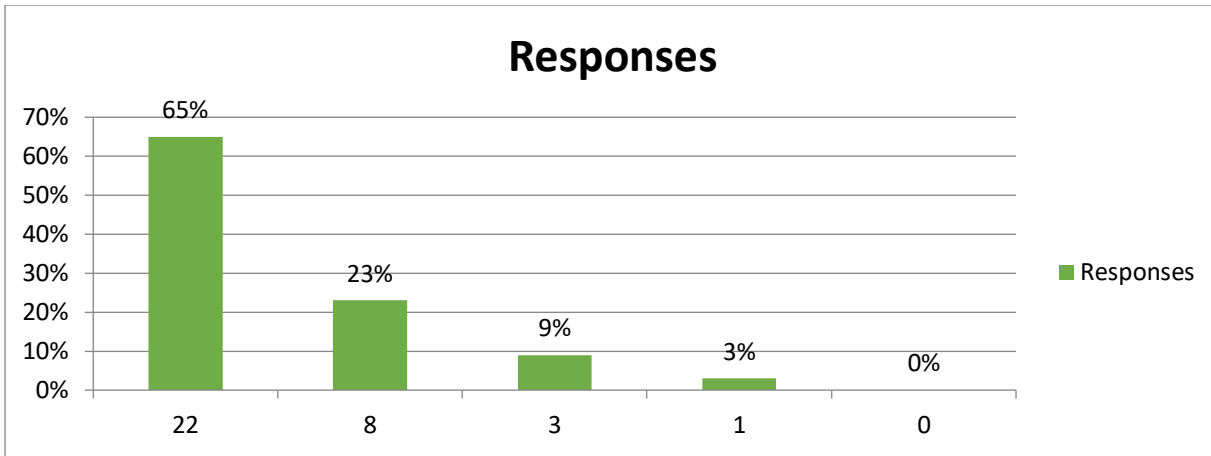
Rating Scale	5	4	3	2	1	Total Respondents
Responses in Numbers	24	10	0	0	0	34
Responses in Percentage	71%	29%	0%	0%	0%	100%



6. How do you rate the quality of the teaching in the Institution?

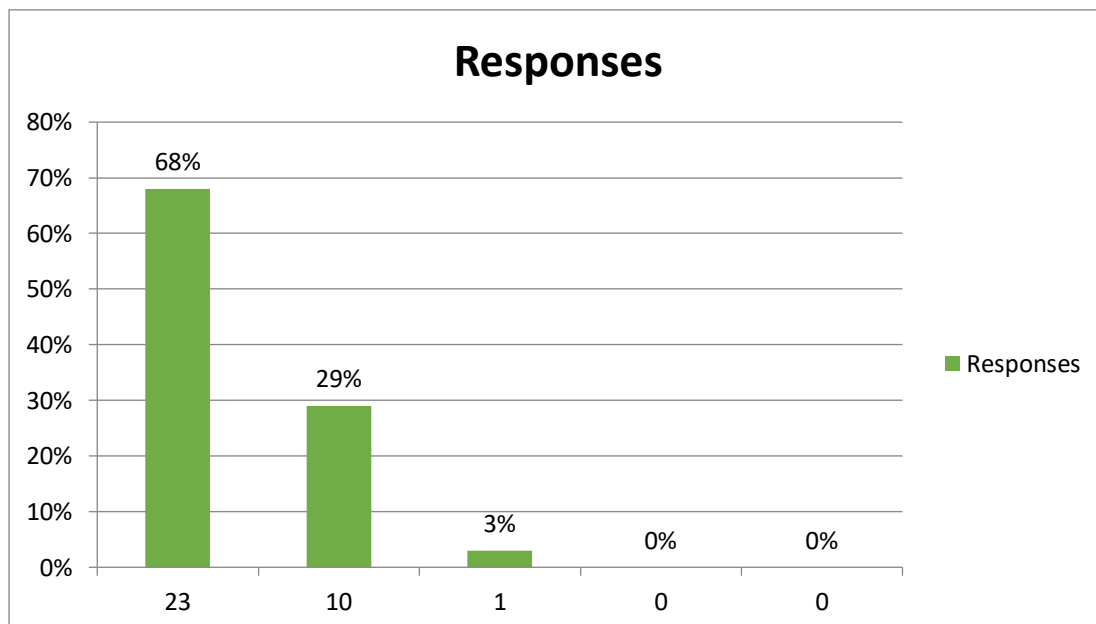
Rating Scale	5	4	3	2	1	Total Respondents

Responses in Numbers	<b>22</b>	<b>8</b>	<b>3</b>	<b>1</b>	<b>0</b>	34
Responses in Percentage	<b>65%</b>	<b>23%</b>	<b>9%</b>	<b>3%</b>	<b>0%</b>	100%



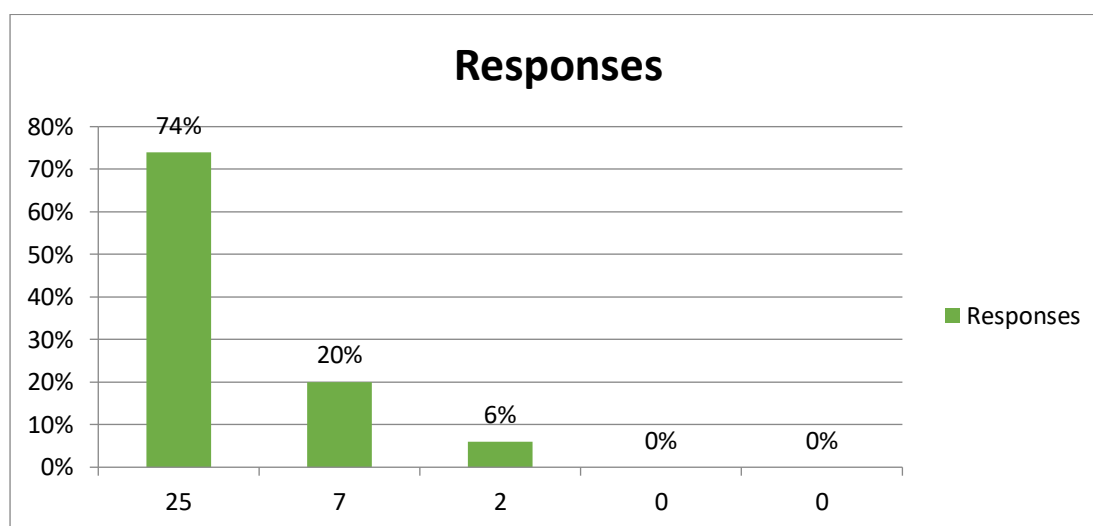
7. Assignment /Internships offered under programme was challenging and constructive.

Rating Scale	<b>5</b>	<b>4</b>	<b>3</b>	<b>2</b>	<b>1</b>	Total Respondents
Responses in Numbers	<b>23</b>	<b>10</b>	<b>01</b>	<b>0</b>	<b>0</b>	34
Responses in Percentage	<b>68%</b>	<b>29%</b>	<b>3%</b>	<b>0%</b>	<b>0%</b>	100%



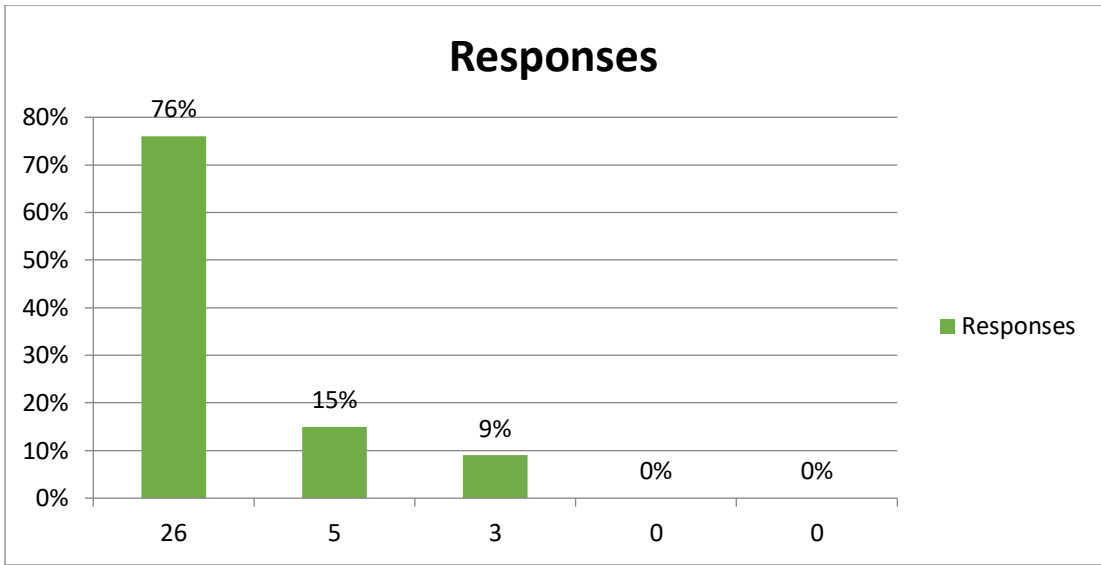
8. The Curriculum has the capability to enhance students' Competency in communication, critical thinking, problem solving and creativity.

Rating Scale	5	4	3	2	1	Total Respondents
Responses in Numbers	25	07	2	0	0	34
Responses in Percentage	74%	20%	6%	0%	0%	100%



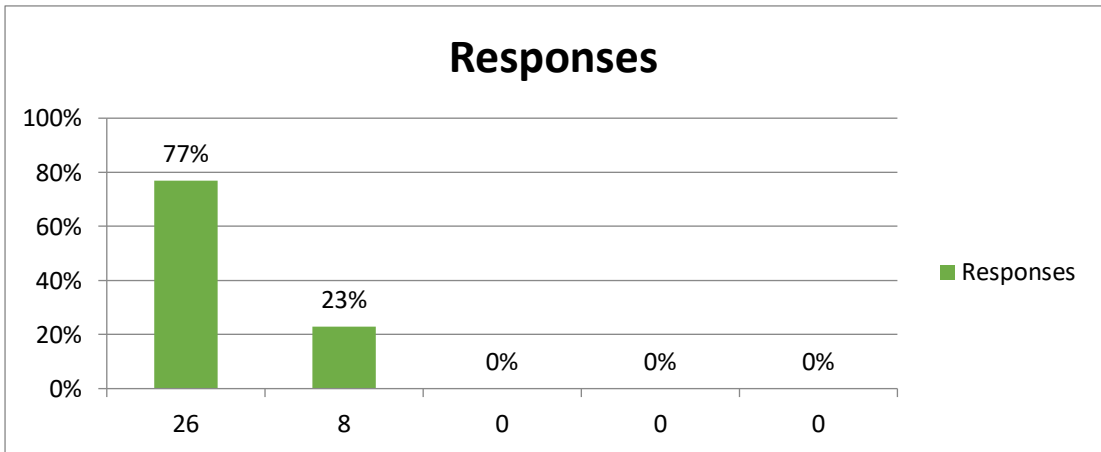
9. Is the mentoring system, personal attention of teacher, discipline of college is effective.

Rating Scale	5	4	3	2	1	Total Respondents
Responses in Numbers	26	05	3	0	0	34
Responses in Percentage	76%	15%	9%	0%	0%	100%



10. Ethical and Moral orientation given by college is admirable.

Rating Scale	5	4	3	2	1	Total Respondents
Responses in Numbers	26	08	0	0	0	34
Responses in Percentage	77%	23%	0%	0%	0%	100%



## Observations-

- Amazing organisation for implementing curriculum.
- Depth of the course content including project work is good to excellent.
- Students are agree that the appropriateness of logical& orderly manner of arranging the course content is excellent.
- This curriculum increased confidence.
- All subject are helped to develop our inner skills
- Helpful for professional development
- As per opinion of students it is very clear to say that curriculum is created authentically for learning.
- Curriculum is well designed.
- All subjects are useful for deeper understandings.

## Suggestions

- There should be more Method Options
- Needs to improve the relevance of subjects to the real life



## Ashoka Education Foundation's

### Ashoka International Centre for Educational Studies and Research, Nashik

#### **B.Ed. Alumni Feedback Form Analysis**

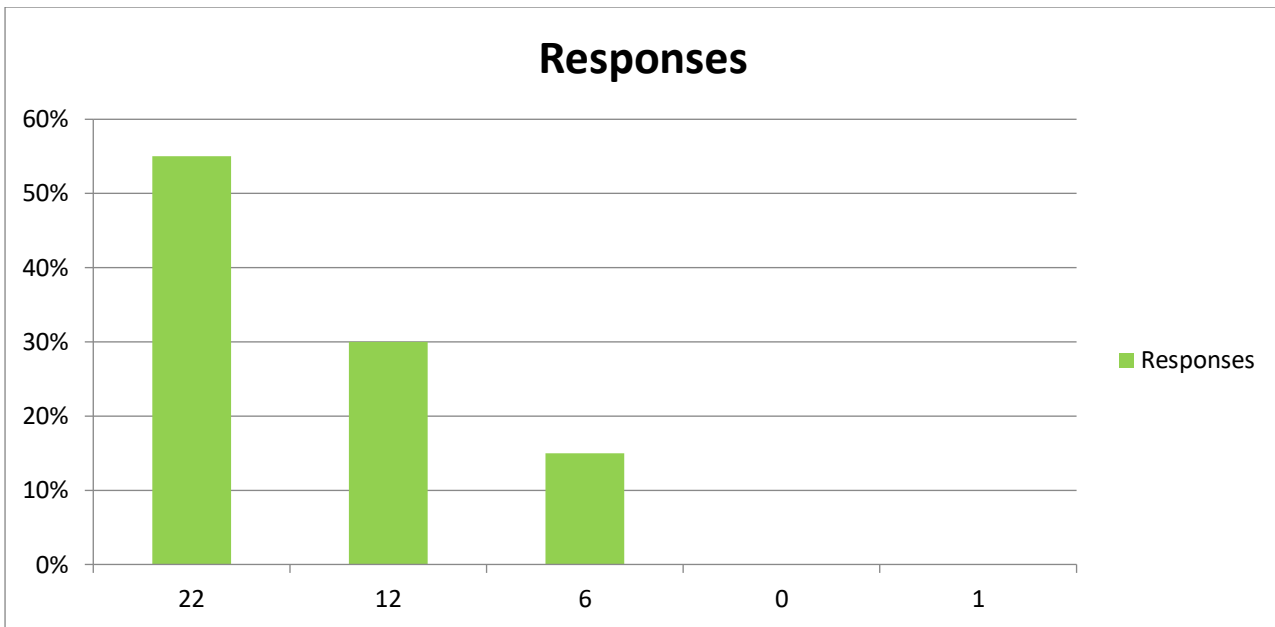
#### **Academic Year 2019-20**

Alumni feedback was conducted for academic year 2019-20 for the batch 2018-20. The feedback was implemented online through Google form. Google form link was shared to students to participate in this online feedback. Participation was voluntary and respondents were ensured confidentiality. Its analysis is as follows –

<b>Sr.No.</b>	<b>5 point Rating Scale</b>	<b>Remark</b>
1	5 and above	Excellent
2	4 and above	Very Good
3	3 and above	Good
4	2 and above	Average
5	1 and above	Poor

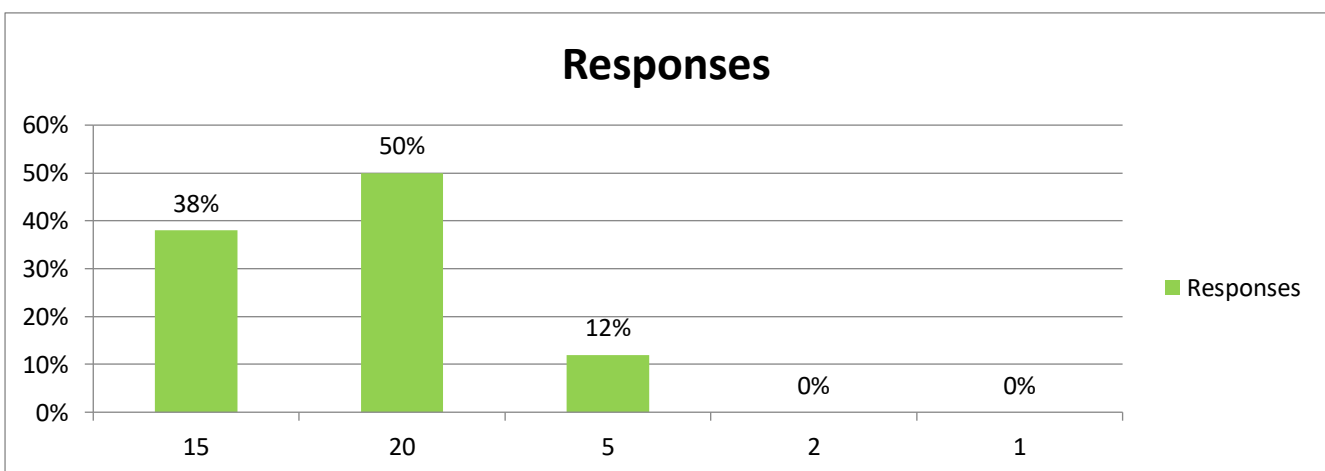
Q. 1 How do you rate the curriculum relevant to your job and future aspirations?

Rating Scale	<b>5</b>	<b>4</b>	<b>3</b>	<b>2</b>	<b>1</b>	Total Respondents
Responses in Numbers	<b>22</b>	<b>12</b>	<b>6</b>	<b>0</b>	<b>0</b>	40
Responses in Percentage	<b>55%</b>	<b>30%</b>	<b>15%</b>	<b>0%</b>	<b>0%</b>	100%



2. How best Curriculum has enhanced my Competency in communication, critical thinking, problem solving and creativity

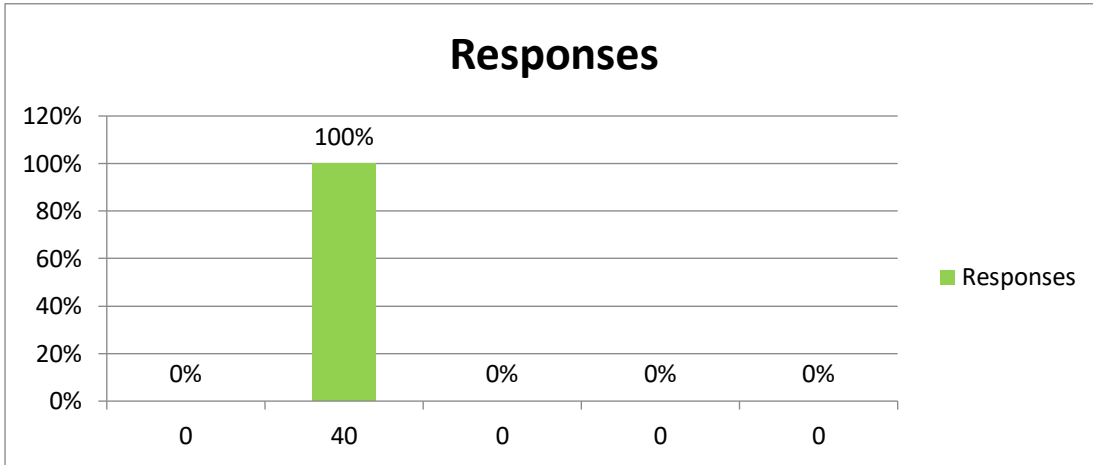
Rating Scale	5	4	3	2	1	Total Respondents
Responses in Numbers	15	20	5	0	0	40
Responses in Percentage	38%	50%	12%	0%	0%	100%



3. How do you rate the structure of syllabus prescribed for the programme?

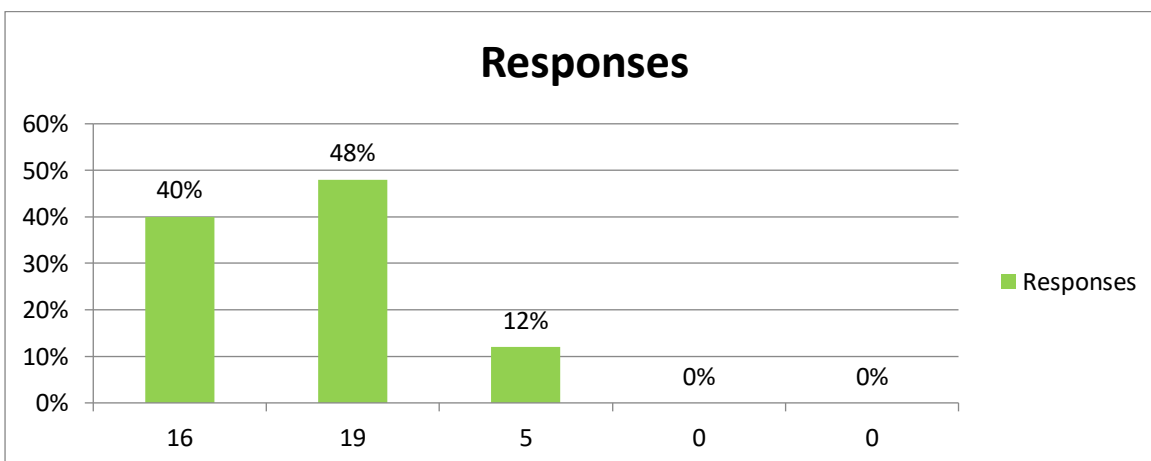


Rating Scale	5	4	3	2	1	Total Respondents
Responses in Numbers	0	40	0	0	0	40
Responses in Percentage	0%	100%	0%	0%	0%	100%



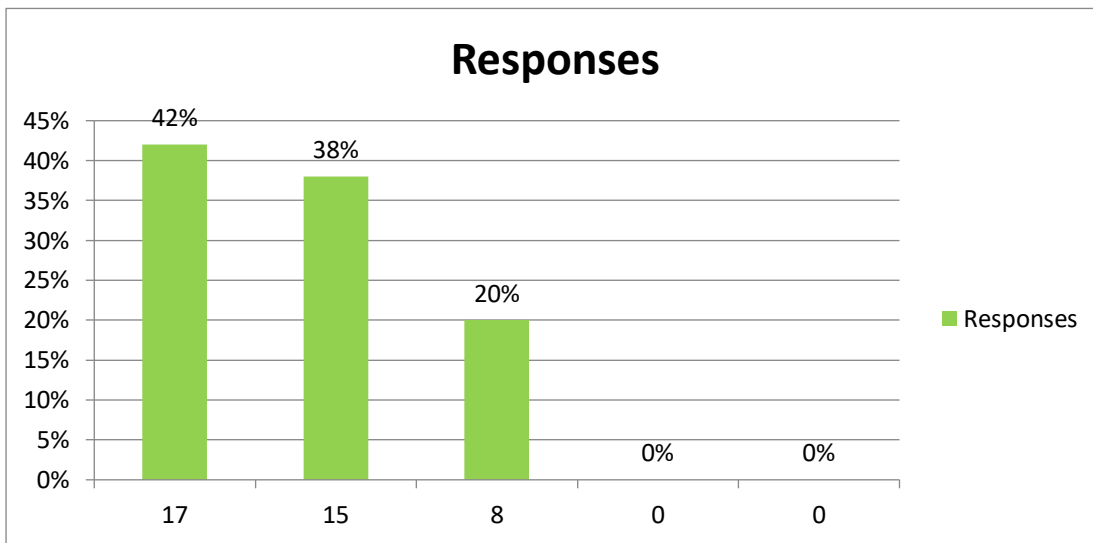
4. At what extent curriculum is matched to current trends?

Rating Scale	5	4	3	2	1	Total Respondents
Responses in Numbers	16	19	5	0	0	40
Responses in Percentage	40%	48%	12%	0%	0%	100%



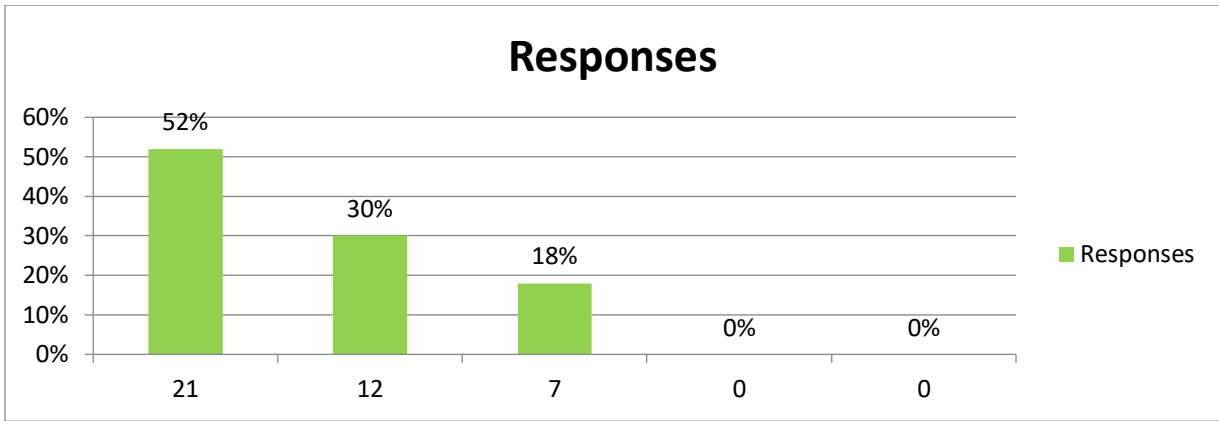
5. How do you rate the availability of materials and references regarding curriculum?

Rating Scale	5	4	3	2	1	Total Respondents
Responses in Numbers	17	15	8	0	0	40
Responses in Percentage	42%	38%	20%	0%	0%	100%



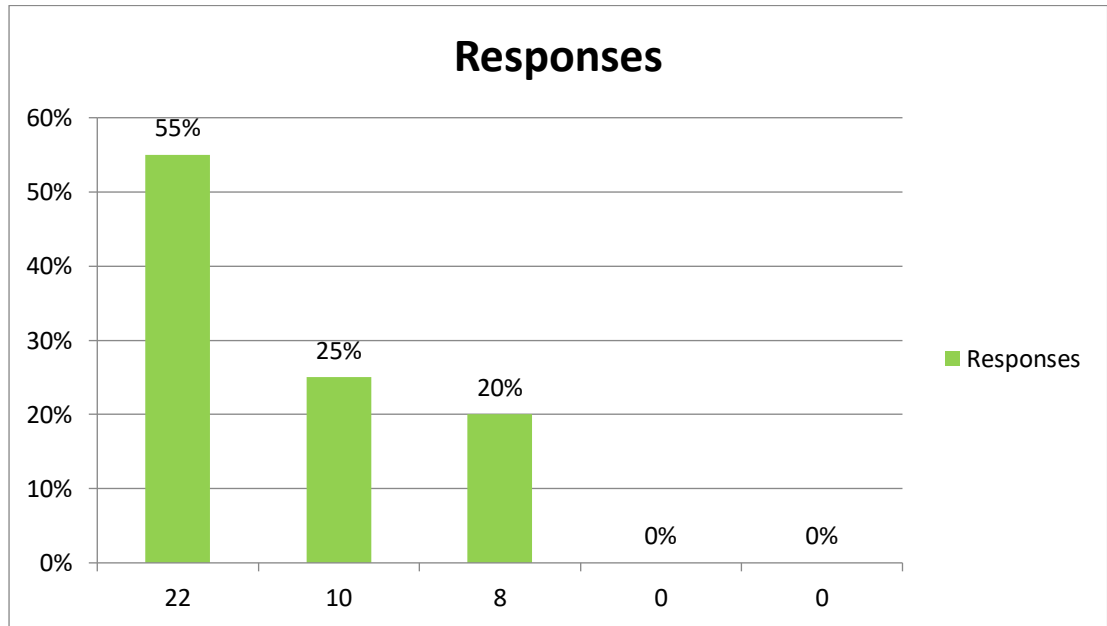
6. Is assignment / Internships offered under your programme was challenging and constructive?

Rating Scale	5	4	3	2	1	Total Respondents
Responses in Numbers	21	12	7	0	0	40
Responses in Percentage	52%	30%	18%	3%	0%	100%



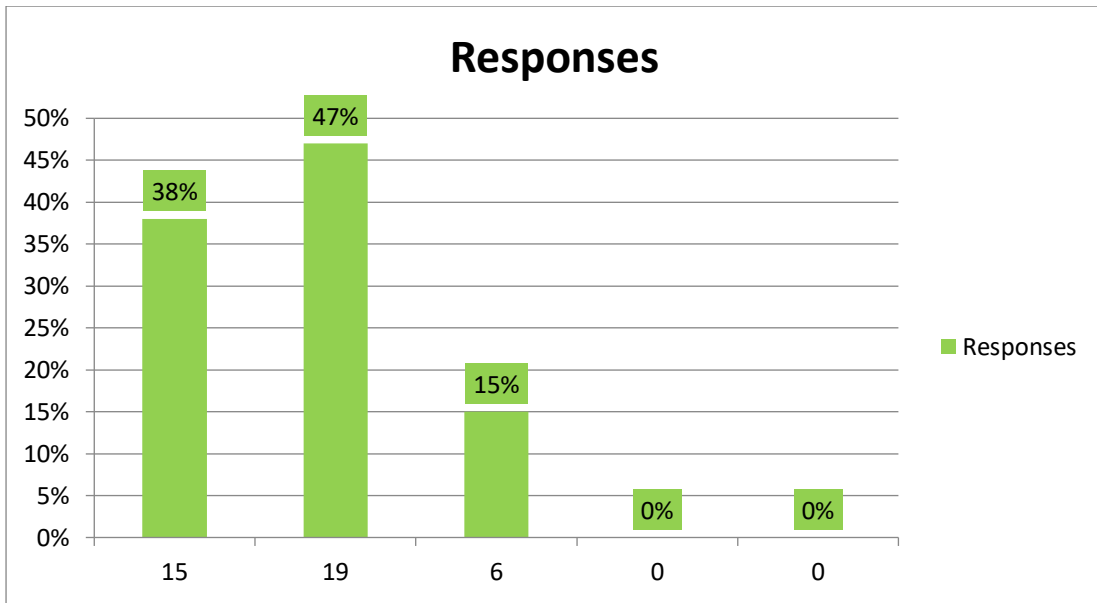
7. How do you rate the depth and load of course content including assignment and Internship?

Rating Scale	5	4	3	2	1	Total Respondents
Responses in Numbers	22	10	8	0	0	40
Responses in Percentage	55%	25%	20%	0%	0%	100%



8. How best the design of experiments is related to class theory?


Rating Scale	5	4	3	2	1	Total Respondents
Responses in Numbers	15	19	6	0	0	40
Responses in Percentage	38%	47%	15%	0%	0%	100%



9. Observations-

- Learning B.Ed. curriculum is a wonderful experience.
- Curriculum was very helpful job.
- Curriculum is helpful for practical work.

No Suggestions



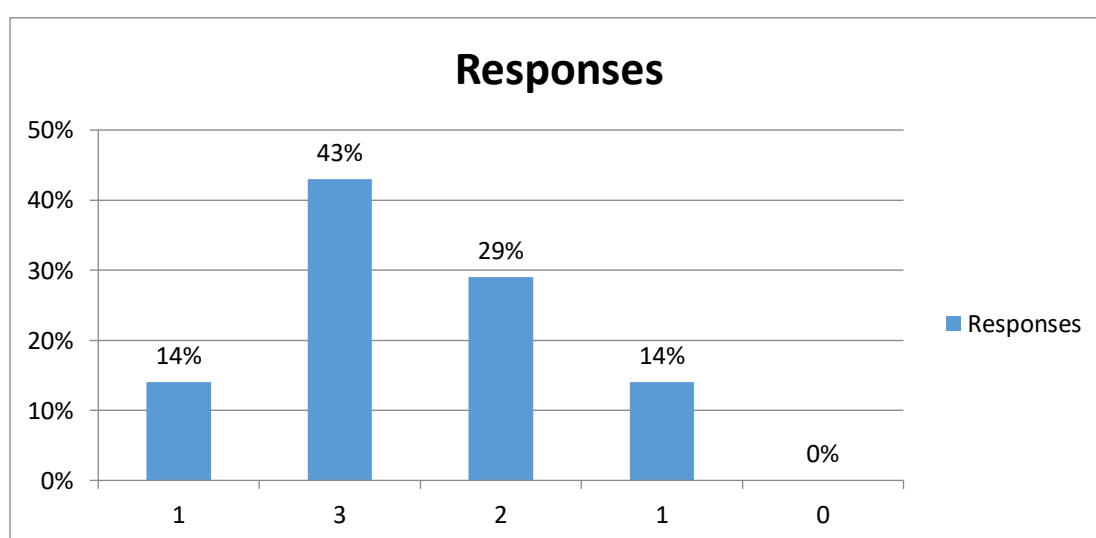
**Ashoka Education Foundation**  
**Ashoka International Center for Educational Studies and Research, Nashik**  
**Internship/ Practice Teaching Feedback Analysis**

Employers/Stakeholders feedback was conducted for academic year 2019-20 for the batch 2018-20. The feedback were collected through physically. Total 7 feedback received from internship and practice teaching school. Its analysis is as follows –

Sr.No.	5 point Rating Scale	Remark
1	5 and above	Excellent
2	4 and above	Very Good
3	3 and above	Good
4	2 and above	Average
5	1 and above	Poor

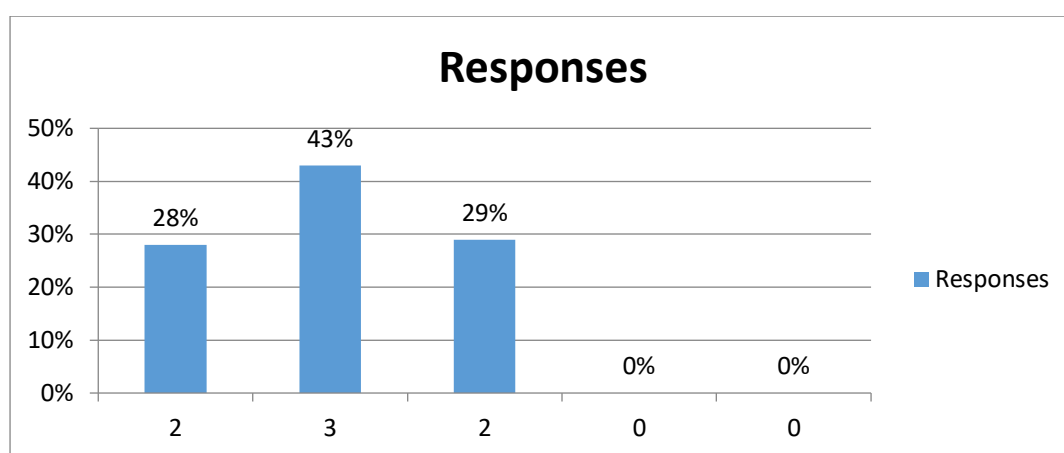
**1. Quality of practice teaching lessons and block teaching conducted.**

Rating Scale	5	4	3	2	1	Total Respondents
Responses in Numbers	1	3	2	1	0	7
Responses in Percentage	14%	43%	29%	14%	0%	100%



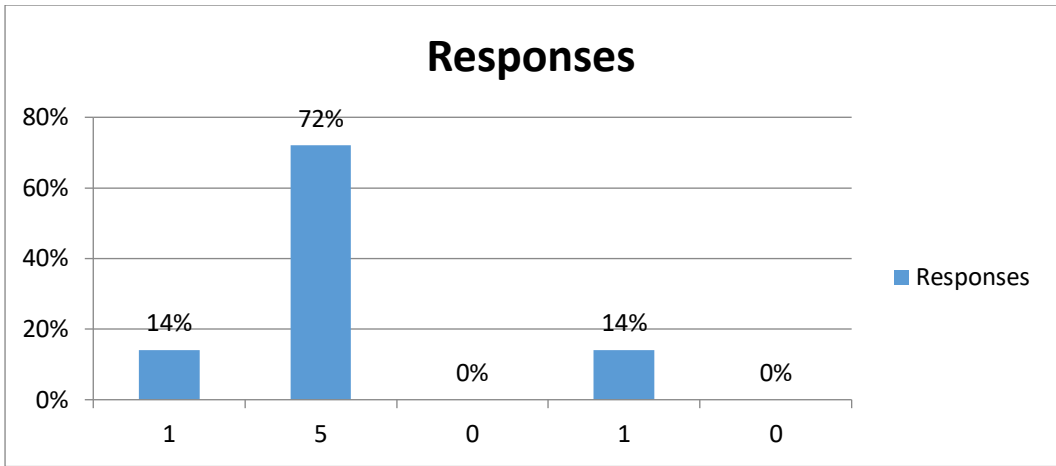
**2. Co-operation and team work: Interns shared the information with each other, loved to work in team, exhibited positive attitude, took new tasks with enthusiasm and energy and received feedback in a positive and constructive manner.**

Rating Scale	5	4	3	2	1	Total Respondents
Responses in Numbers	2	3	2	0	0	7
Responses in Percentage	28%	43%	29%	0%	0%	100%



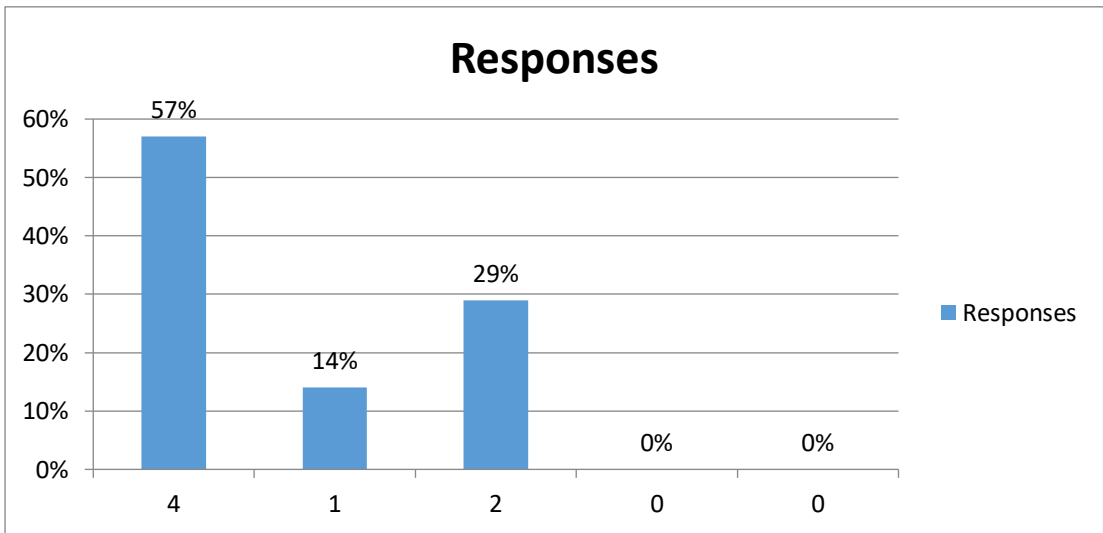
**3. Communication Skills: Interns were polite, humble and kind in communication with other teachers and peers, exchanged ideas with others, listened and understood others intention.**

Rating Scale	5	4	3	2	1	Total Respondents
Responses in Numbers	1	5	0	1	0	7
Responses in Percentage	14%	72%	0%	14%	0%	100%



**4. Attendance & Punctuality**

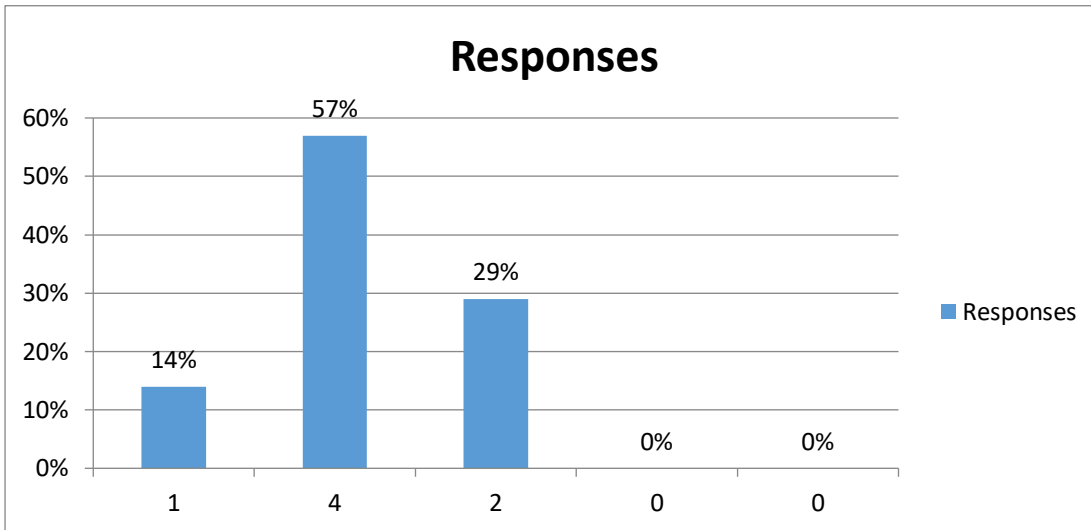
Rating Scale	5	4	3	2	1	Total Respondents
Responses in Numbers	4	1	2	0	0	7
Responses in Percentage	57 %	14%	29%	0%	0%	100%



**5. Supplementary Performance in cultural activities: for ex. Conducting cultural programmes, competitions, assemblies etc.**

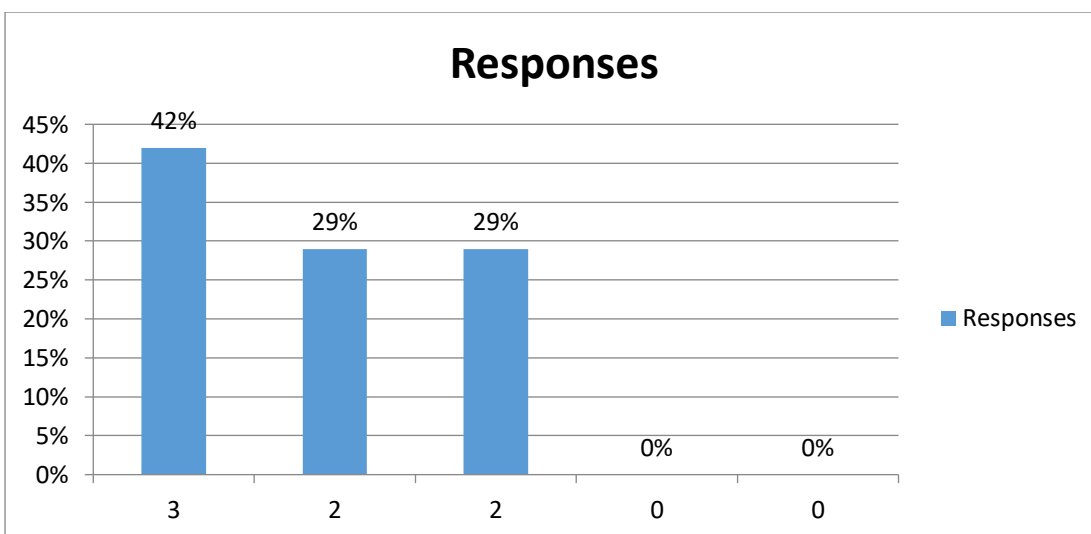
Rating Scale	5	4	3	2	1	Total Respondents
--------------	---	---	---	---	---	-------------------

Responses in Numbers	1	4	2	0	0	7
Responses in Percentage	14%	57%	29%	0%	0%	100%



**6. Supplementary Performance in co-curricular activities: for ex. conducting proxy period, conducting interesting and creative activities for students etc.**

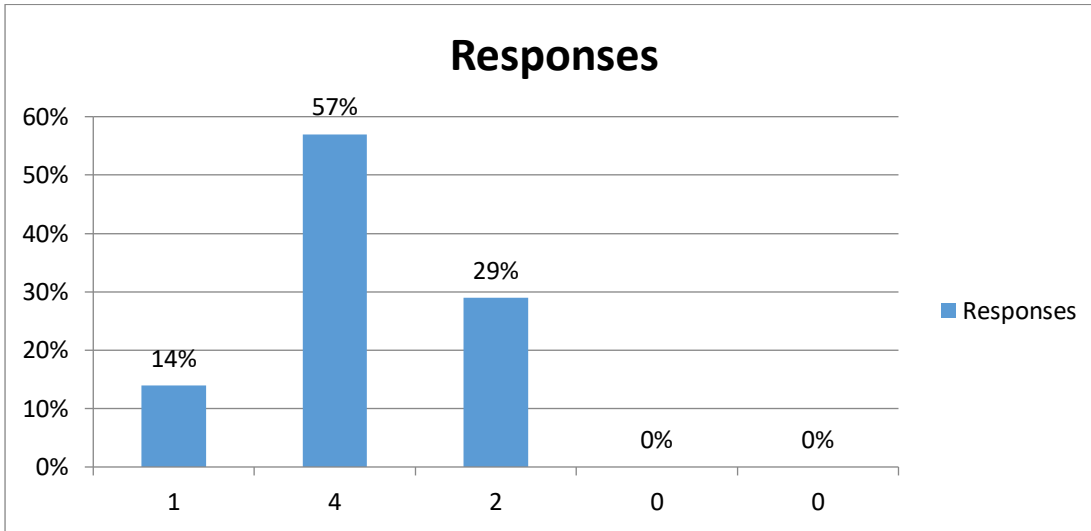
Rating Scale	5	4	3	2	1	Total Respondents
Responses in Numbers	3	2	2	0	0	7
Responses in Percentage	42%	29%	29%	0%	0%	100%



**7. Overall Evaluation of the Interns:**



Rating Scale	5	4	3	2	1	Total Respondents
Responses in Numbers	1	4	2	0	0	7
Responses in Percentage	14%	57%	29%	0%	0%	100%





### Qualitative Remarks

1. Student Teachers involvement in teaching was good.
2. Student teacher participated I co-curricular activities.

### Suggestions

1. Understand the importance of cultural programs and assemblies in teaching learning process.
2. Needs to have more class control.



  
**PRINCIPAL**  
 Ashoka Education Foundation's  
 Ashoka International Centre for  
 Educational Studies and Research  
 Ashoka Marg, Wadala, Nashik-422 006

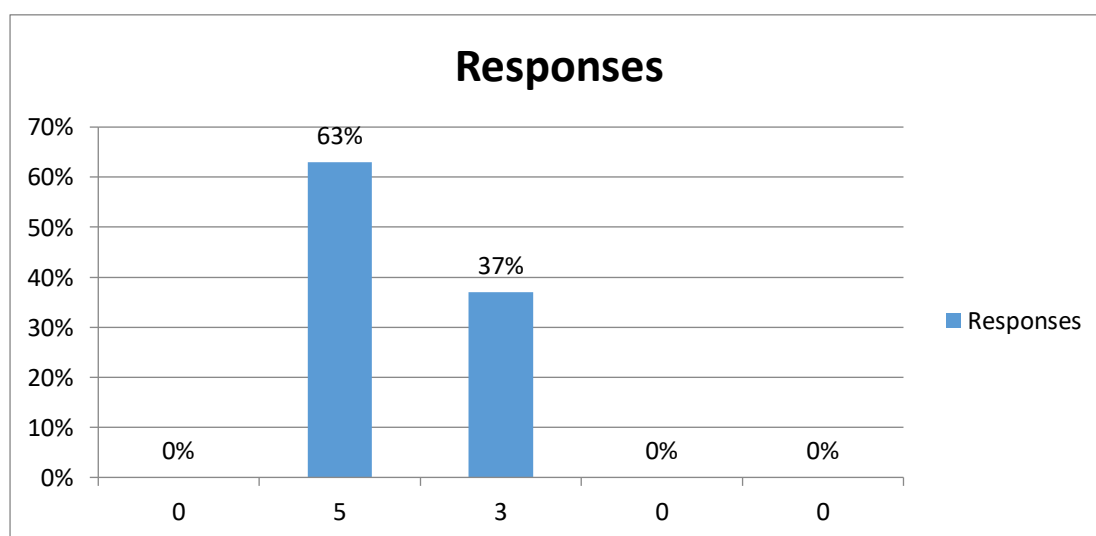
**Ashoka Education Foundation**  
**Ashoka International Center for Educational Studies and Research, Nashik**  
**Employers/Stakeholders Feedback Analysis**

Employers/Stakeholders feedback was conducted for academic year 2019-20 for the batch 2018-20. The feedback were collected through physically. Total 8 feedback received from stakeholders. Its analysis is as follows –

Sr.No.	5 point Rating Scale	Remark
1	5 and above	Excellent
2	4 and above	Very Good
3	3 and above	Good
4	2 and above	Average
5	1 and above	Poor

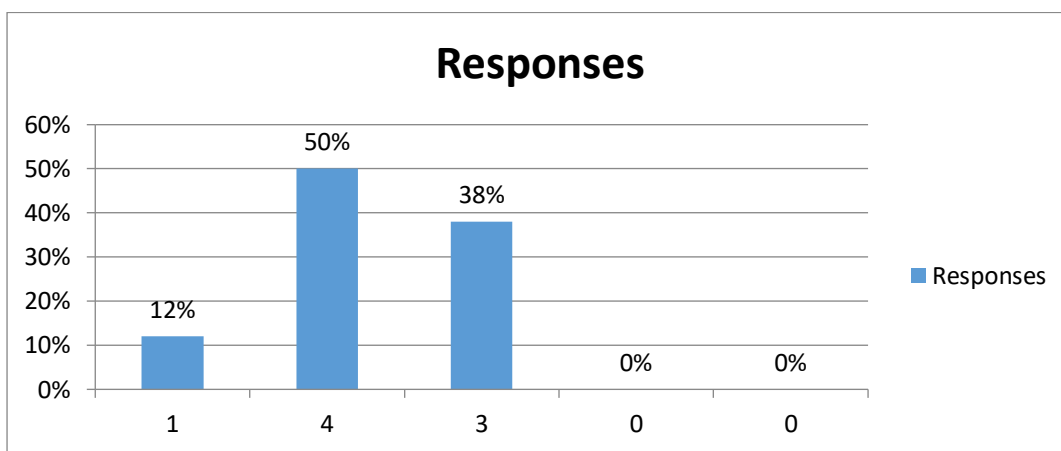
**1. Student's ability to contribute the goal of the organization**

Rating Scale	5	4	3	2	1	Total Respondents
Responses in Numbers	0	5	3	0	0	8
Responses in Percentage	0%	63%	37%	0%	0%	100%



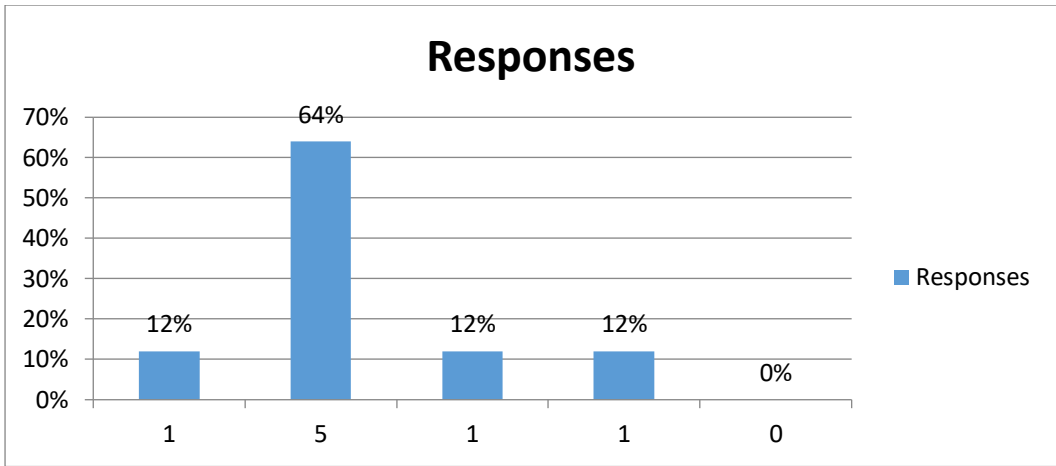
## 2. Planning and organization of skills in students

Rating Scale	5	4	3	2	1	Total Respondents
Responses in Numbers	1	4	3	0	0	8
Responses in Percentage	12%	50%	38%	0%	0%	100%



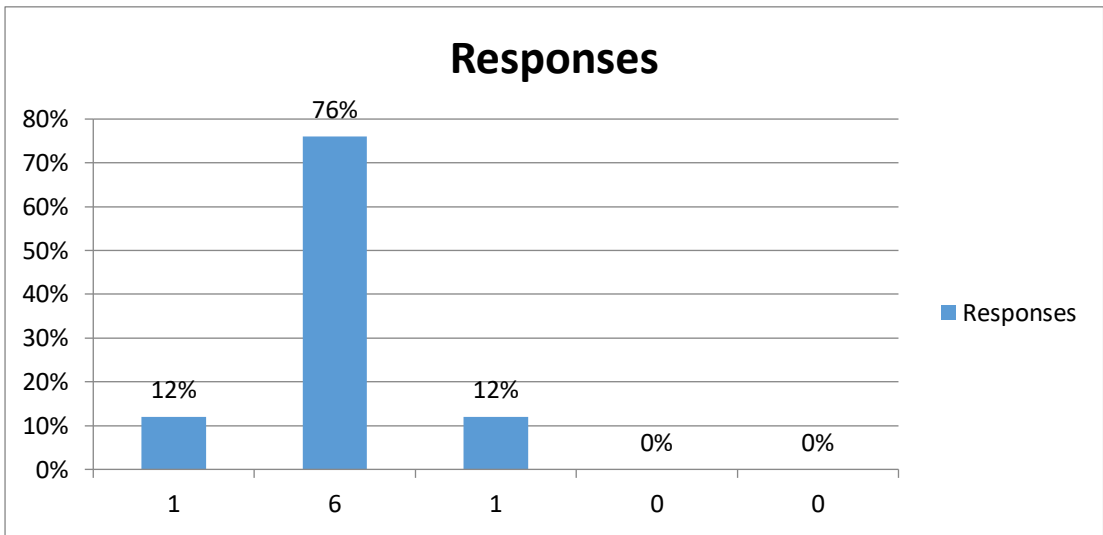
## 3. Teaching, Communication and Soft Skills in students

Rating Scale	5	4	3	2	1	Total Respondents
Responses in Numbers	1	5	1	1	0	8
Responses in Percentage	12%	64%	12%	12%	0%	100%



**4. Obedience and relationship with seniors in students**

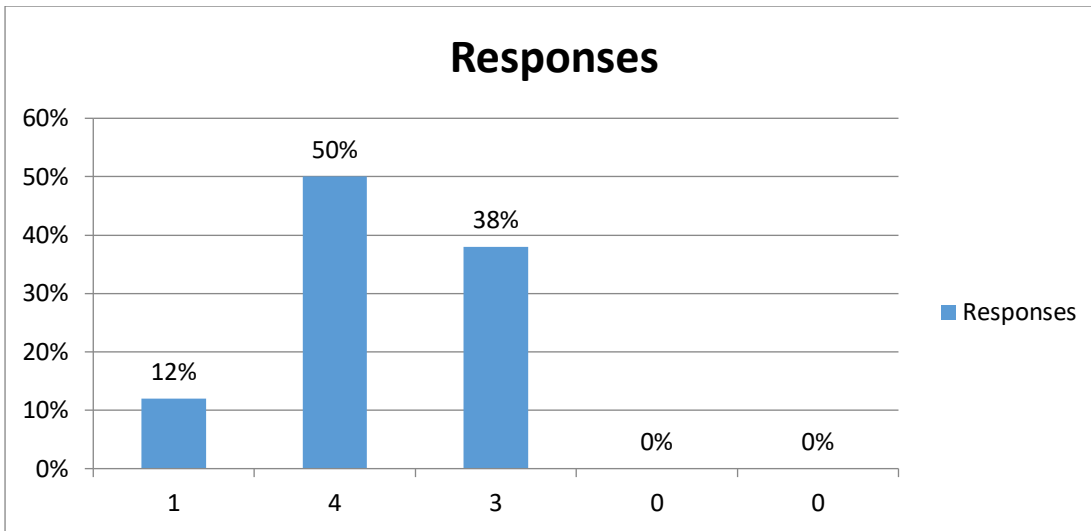
Rating Scale	5	4	3	2	1	Total Respondents
Responses in Numbers	1	6	1	0	0	8
Responses in Percentage	12%	76%	12%	0%	0%	100%



**5. Leadership, Team Spirit and Initiatives in students**

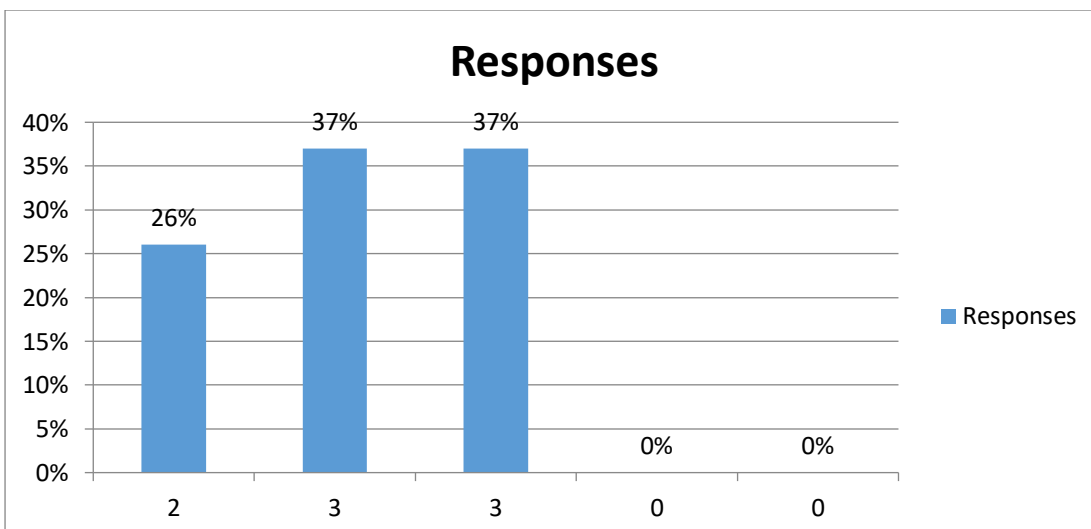
Rating Scale	5	4	3	2	1	Total Respondents
Responses in Numbers	1	4	3	0	0	8

Responses in Percentage	12%	50%	38%	0%	0%	100%
-------------------------	-----	-----	-----	----	----	------



### 6. Relationship with peers / subordinates

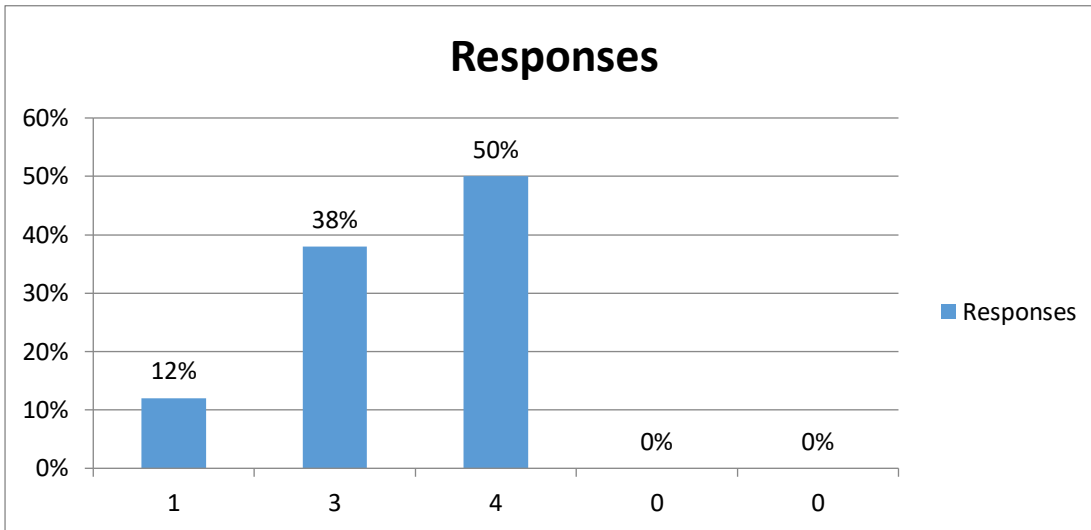
Rating Scale	5	4	3	2	1	Total Respondents
Responses in Numbers	2	3	3	0	0	8
Responses in Percentage	26%	37%	37%	0%	0%	100%



### 7. Willingness to learn new techniques, adopt new ideas etc

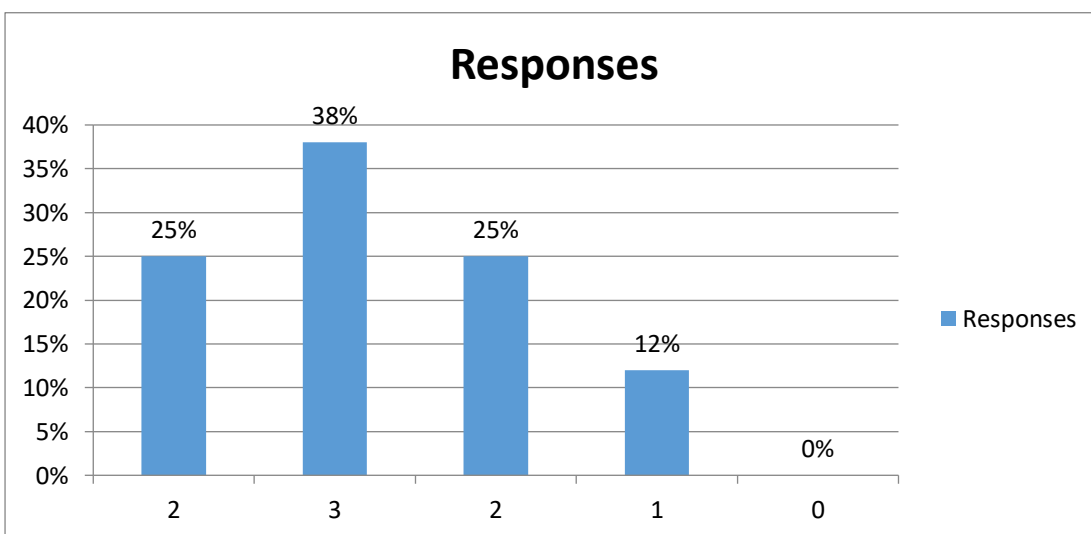
Rating Scale	5	4	3	2	1	Total Respondents
--------------	---	---	---	---	---	-------------------

Responses in Numbers	1	3	4	0	0	8
Responses in Percentage	12%	38%	50%	0%	0%	100%



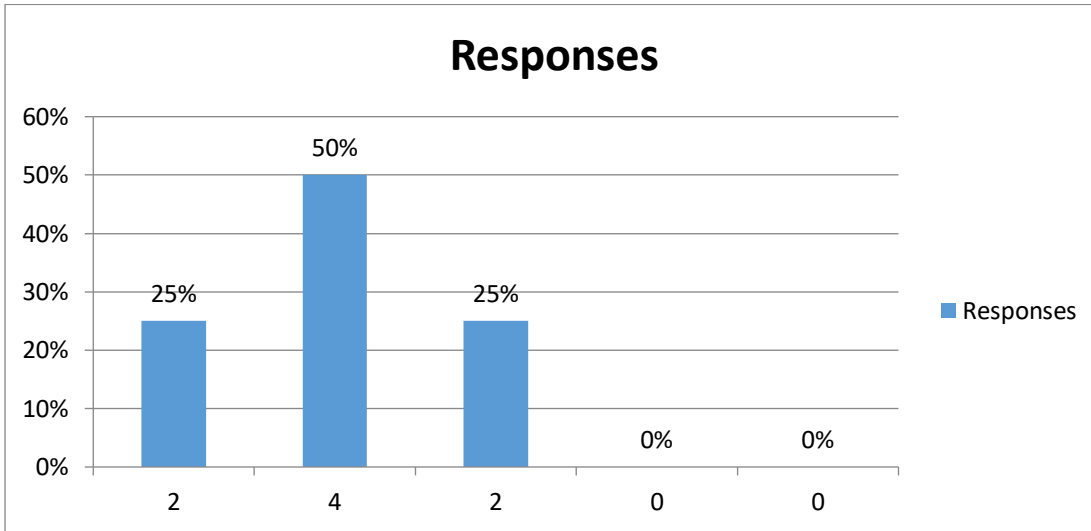
### 8. Ability to use school / college equipment for students

Rating Scale	5	4	3	2	1	Total Respondents
Responses in Numbers	2	3	2	1	0	8
Responses in Percentage	25%	38%	25%	12%	0%	100%



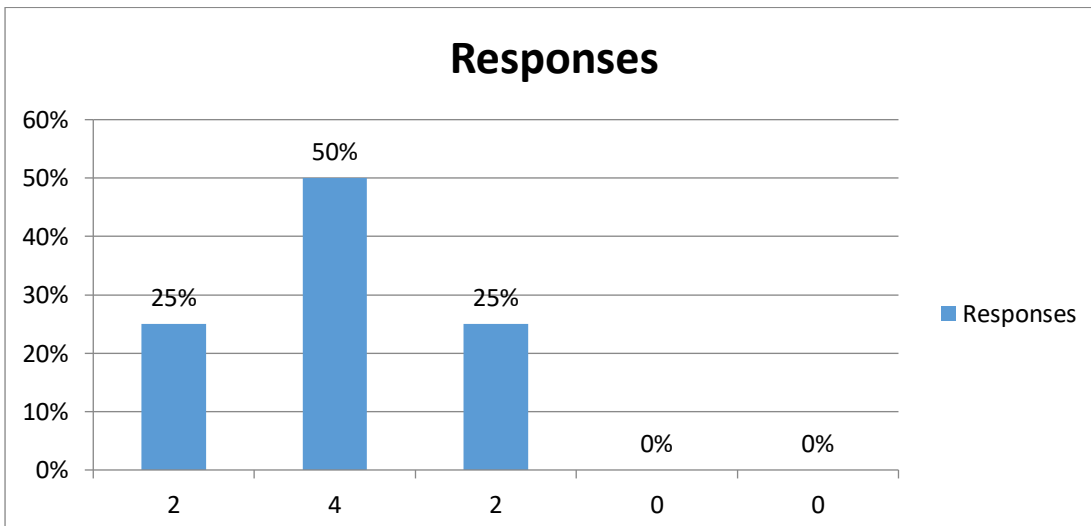
### 9. Innovativeness, creativity & Simplicity and sense of belonging in students

Rating Scale	5	4	3	2	1	Total Respondents
Responses in Numbers	2	4	2	0	0	8
Responses in Percentage	25%	50%	25%	0%	0%	100%



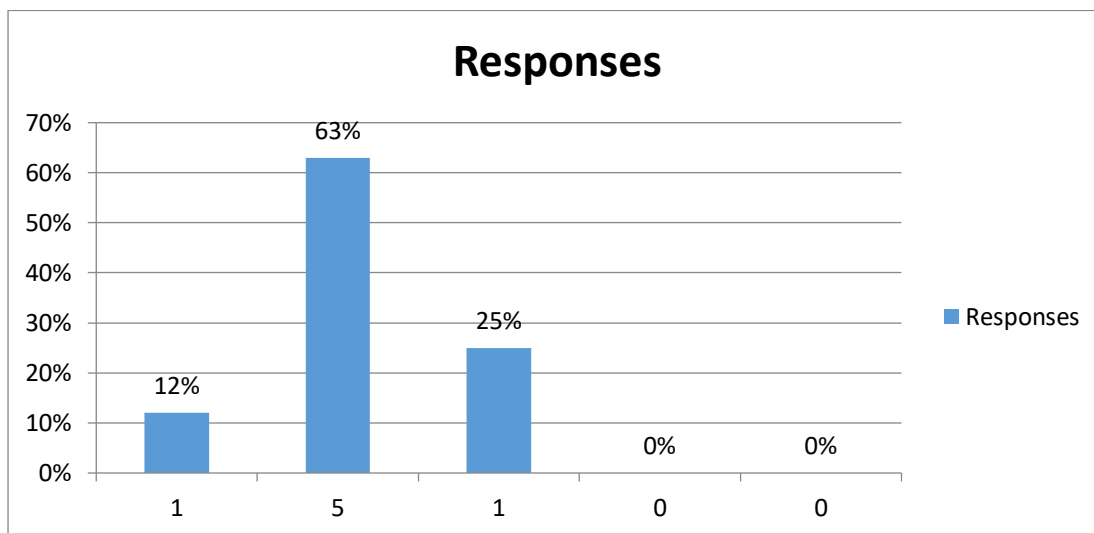
#### 10. Involvement in social activities & Respect for values in life

Rating Scale	5	4	3	2	1	Total Respondents
Responses in Numbers	2	4	2	0	0	8
Responses in Percentage	25%	50%	25%	0%	0%	100%



### 11. Curriculum relevant for employability & effective in developing innovative thinking

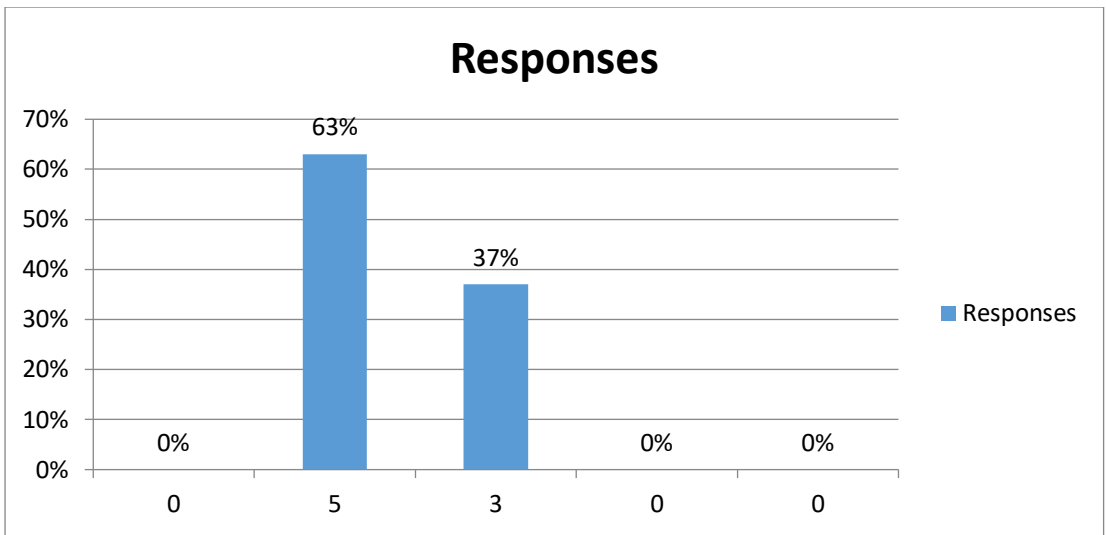
Rating Scale	5	4	3	2	1	Total Respondents
Responses in Numbers	1	5	2	0	0	8
Responses in Percentage	12%	63%	25%	0%	0%	100%



### 12. Current syllabus is need based

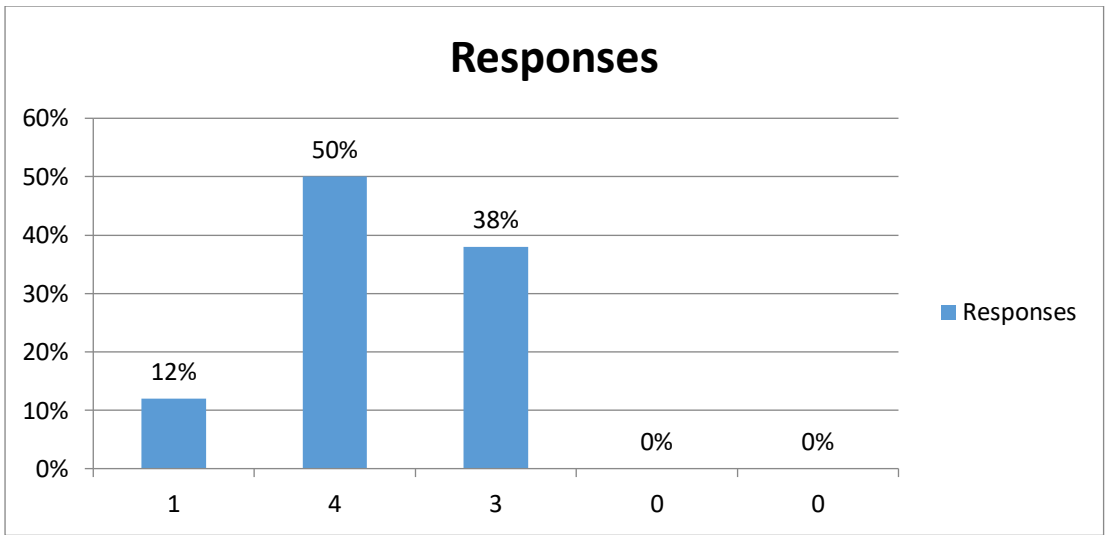
Rating Scale	5	4	3	2	1	Total Respondents
Responses in Numbers	0	5	3	0	0	8
Responses in Percentage	0%	63%	37%	0%	0%	100%





**13. Effectiveness of curriculum for development of teaching skills**

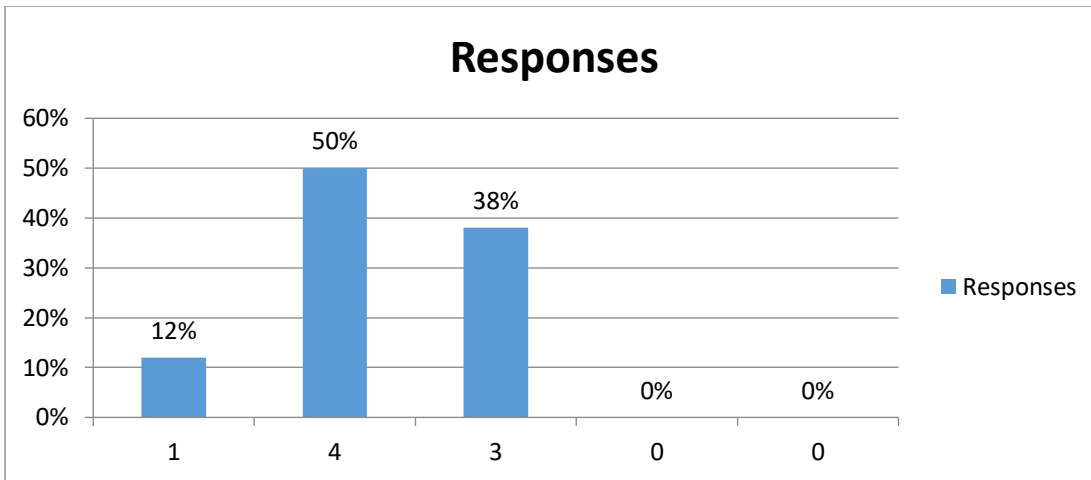
Rating Scale	5	4	3	2	1	Total Respondents
Responses in Numbers	1	4	3	0	0	8
Responses in Percentage	12%	50%	38%	0%	0%	100%



**14. Syllabus effective in developing skill oriented human resources**

Rating Scale	5	4	3	2	1	Total Respondents
Responses in Numbers	1	4	3	0	0	8

Responses in Percentage	12%	50%	38%	0%	0%	100%
-------------------------	-----	-----	-----	----	----	------



### 15. Qualitative Remark

1Performance of all internee were good.

### Suggestions

1. Need to improve more effective Communication skill.



*Ruqayyah*  
**PRINCIPAL**  
 Ashoka Education Foundation's  
 Ashoka International Centre for  
 Educational Studies and Research  
 Ashoka Marg, Wadala, Nashik-422 006