

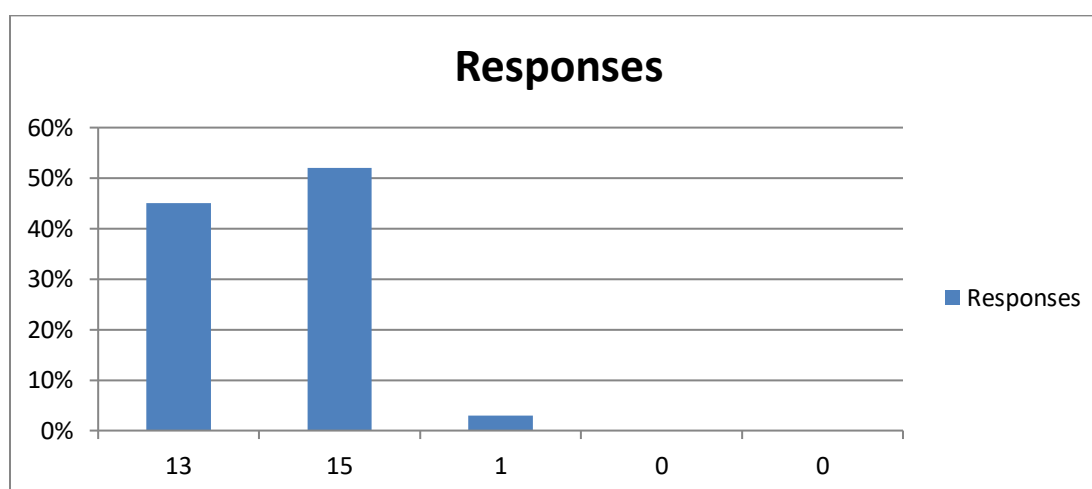
**Ashoka Education Foundation's**  
**Ashoka International Centre for Educational Studies and Research, Nashik**  
**B.Ed. Student Curriculum Feedback Form Analysis**  
**Academic Year 2017-18**

Student Curriculum feedback was conducted for academic year 2017-18 for the batch 2016-18. The feedback was implemented online through Google form. Google form link was shared to students to participate in this online feedback. Participation was voluntary and respondents were ensured confidentiality. Total 29 students' responses (from 100 percent students) were received. Its analysis is as follows –

Sr.No.	5 point Rating Scale	Remark
1	5 and above	Excellent
2	4 and above	Very Good
3	3 and above	Good
4	2 and above	Average
5	1 and above	Poor

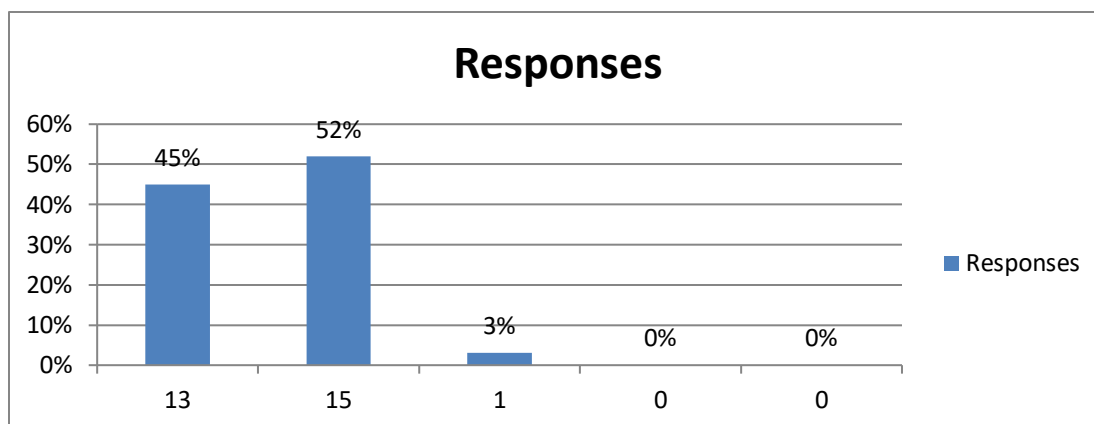
1 The depth of the course content is adequate in relation to the expected Course Outcomes (COs).

Rating Scale	5	4	3	2	1	Total Respondents
Responses in Numbers	13	15	1	0	0	29
Responses in Percentage	45%	52%	3%	0%	0%	100%



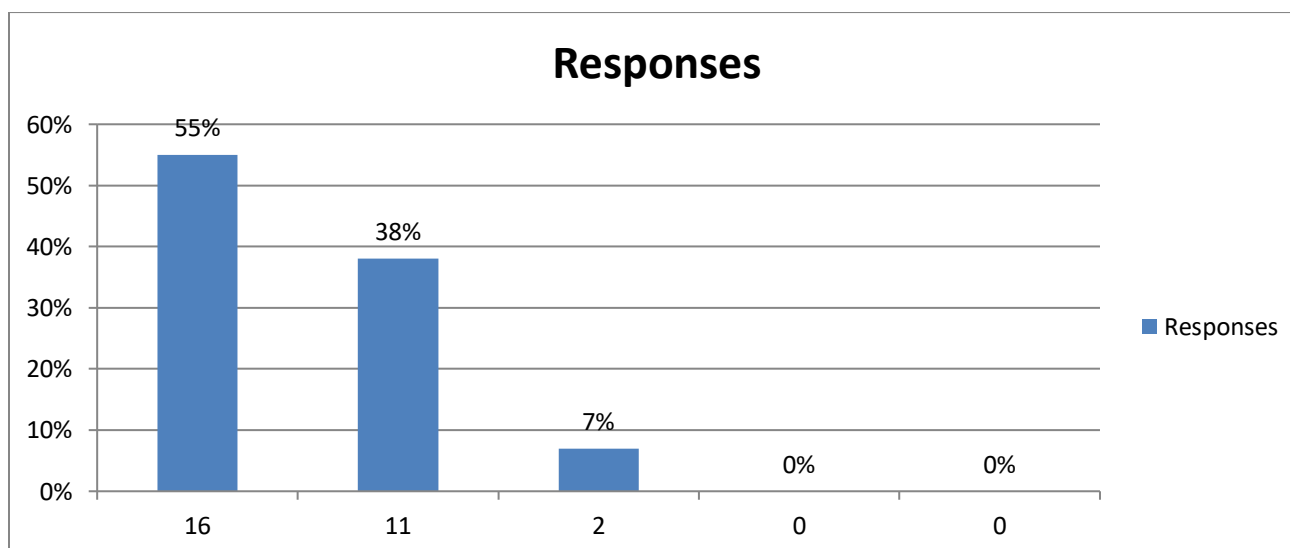
2. The modules / sections in the syllabus are properly sequenced.

Rating Scale	5	4	3	2	1	Total Respondents
Responses in Numbers	13	15	1	0	0	29
Responses in Percentage	45%	52%	3%	0%	0%	100%



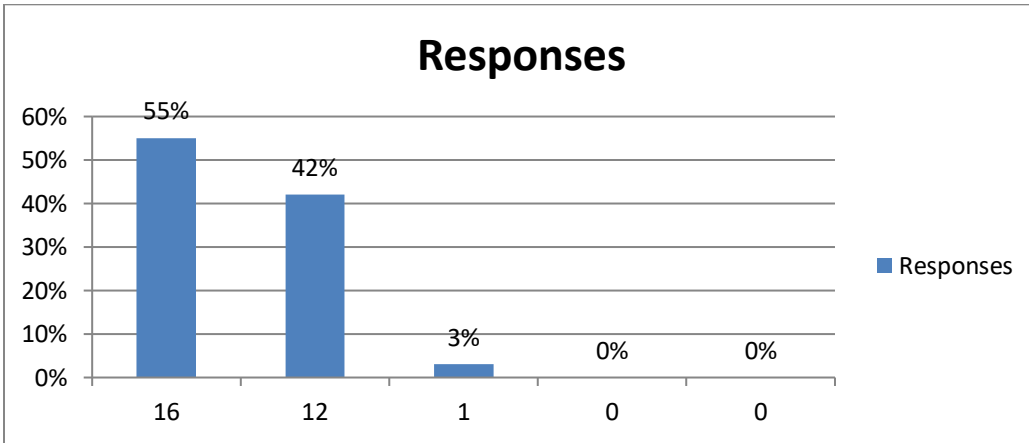
3. Syllabus equipped me with necessary skills to face the School.

Rating Scale	5	4	3	2	1	Total Respondents
Responses in Numbers	16	11	2	0	0	29
Responses in Percentage	55%	38%	7%	0%	0%	100%



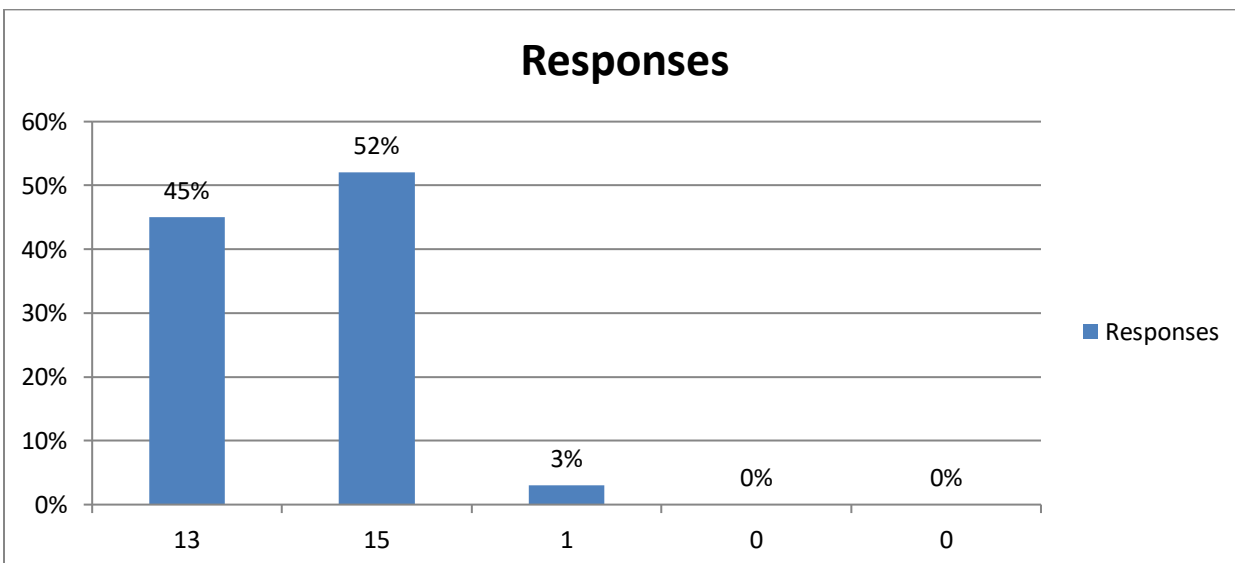
4. Almost entire syllabus was covered in the class by the teacher

Rating Scale	5	4	3	2	1	Total Respondents
Responses in Numbers	16	12	1	0	0	29
Responses in Percentage	55%	42%	3%	0%	0%	100%



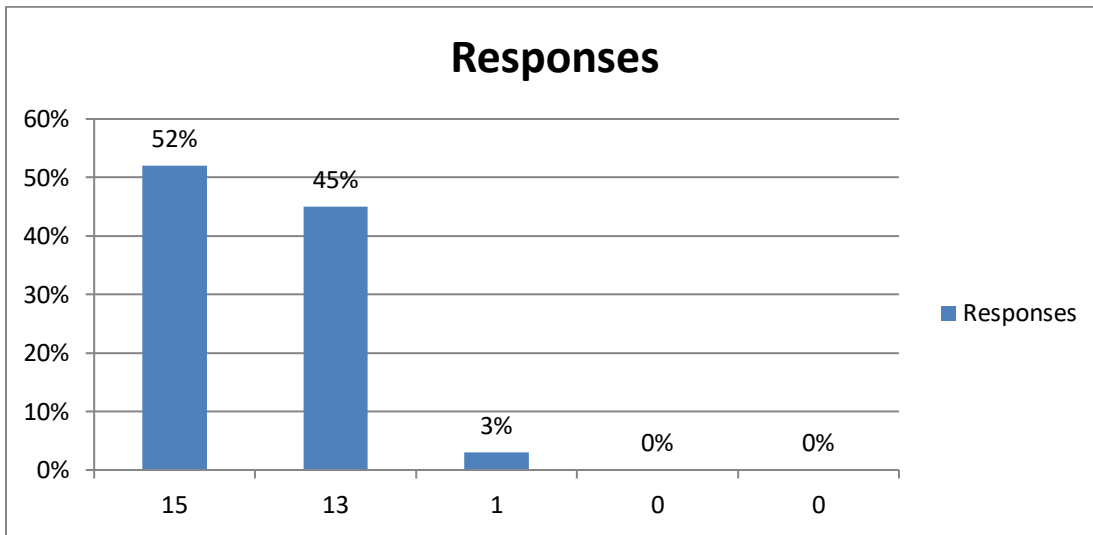
5. The syllabus enabled me to improve my ability to formulate.

Rating Scale	5	4	3	2	1	Total Respondents
Responses in Numbers	13	15	1	0	0	29
Responses in Percentage	45%	52%	3%	0%	0%	100%



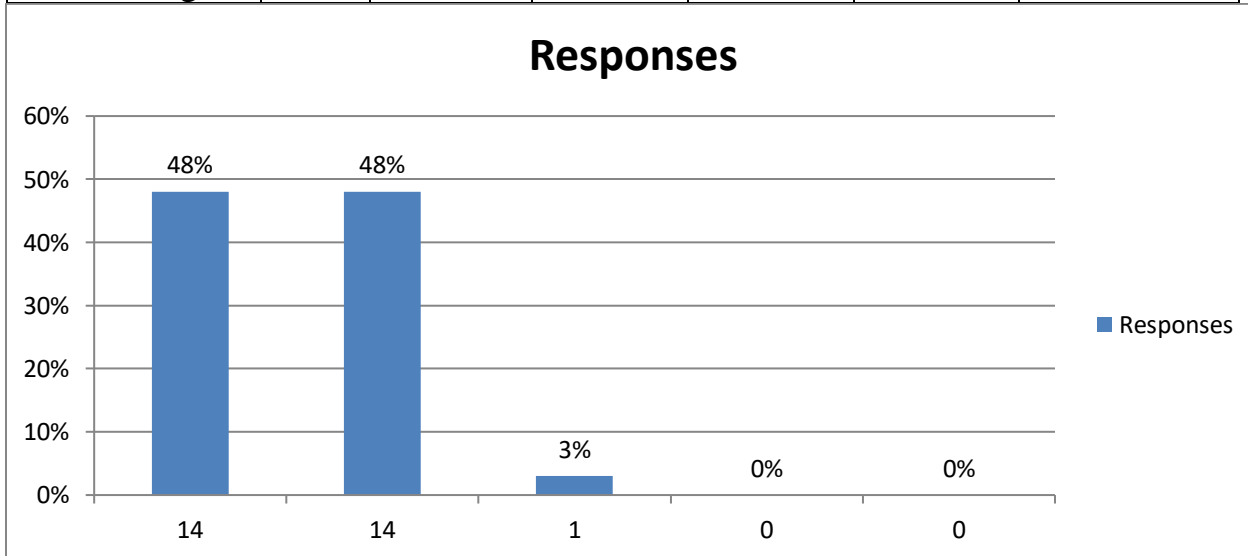
6. Syllabus inculcated necessary ethical values and concern for the society

Rating Scale	5	4	3	2	1	Total Respondents
Responses in Numbers	15	13	1	0	0	29
Responses in Percentage	52%	45%	3%	0%	0%	100%



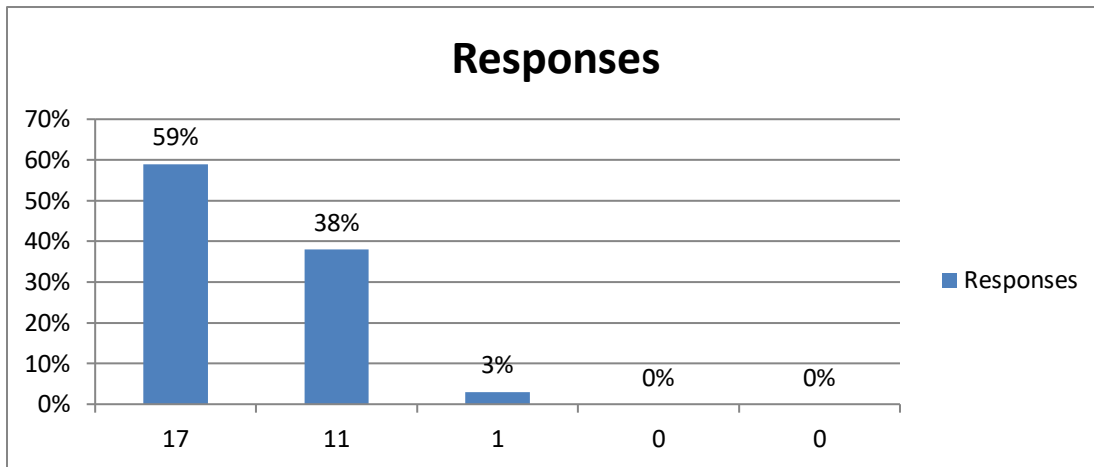
7. Adequate Availability of online/offline study material

Rating Scale	5	4	3	2	1	Total Respondents
Responses in Numbers	14	14	1	0	0	29
Responses in Percentage	48%	48%	4%	0%	0%	100%



8. The curriculum gives scope for internship/ training/ research

Rating Scale	5	4	3	2	1	Total Respondents
Responses in Numbers	17	11	1	0	0	29
Responses in Percentage	59%	38%	3%	0%	0%	100%



9 Observation

Sr. No.	Remarks/Feedback
1.	Modules are properly linked.
2.	All teachers were good in teaching and always supported to all the students.
3.	The curriculum is excellent to improve our abilities.
4.	The curriculum given experience of internship.

No Suggestion.

*PR Sonar*



**I/C PRINCIPAL**  
 Ashoka Education Foundation's  
 Ashoka International Centre for  
 Educational Studies and Research  
 Ashoka Marg, Wadala, Nashik-422 006

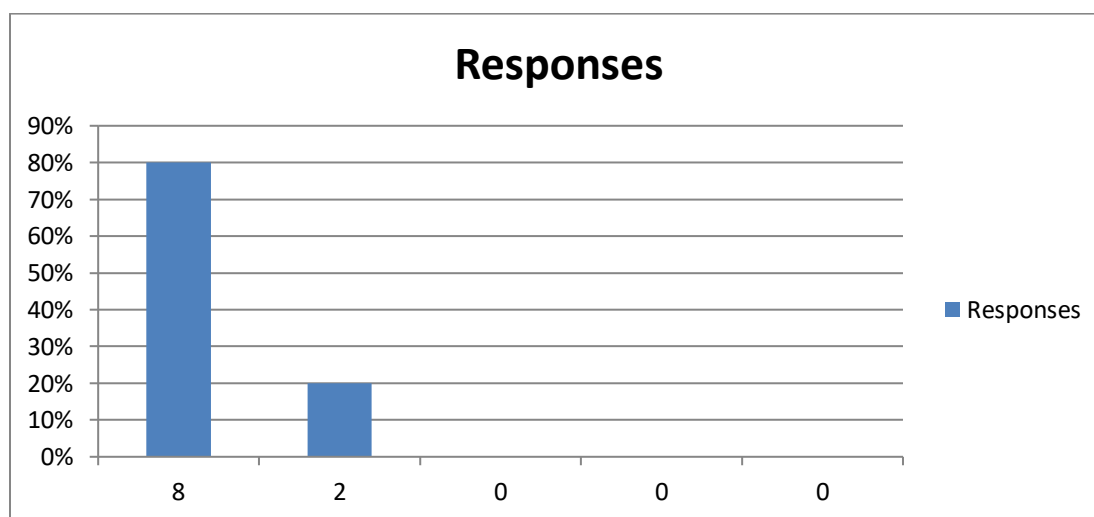
**Ashoka Education Foundation's**  
**Ashoka International Centre for Educational Studies and Research, Nashik**  
**Teachers Curriculum Feedback Form Analysis**  
**Academic Year 2017-18**

Teachers Curriculum feedback was conducted for academic year 2017-18 for the batch 2016-18. The feedback was implemented online through Google form. Google form link was shared to teachers to participate in this online feedback. Participation was voluntary and respondents were ensured confidentiality. Total 10 teachers responses were received. Its analysis is as follows –

<b>Sr.No.</b>	<b>5 point Rating Scale</b>	<b>Remark</b>
1	5 and above	Excellent
2	4 and above	Very Good
3	3 and above	Good
4	2 and above	Average
5	1 and above	Poor

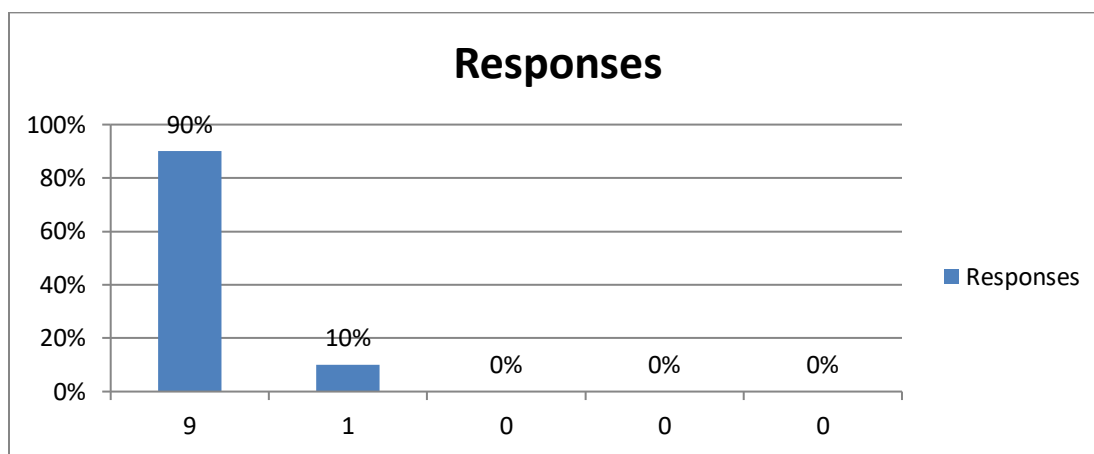
1. The depth of the course content is adequate to have significant learning outcomes.

<b>Rating Scale</b>	<b>5</b>	<b>4</b>	<b>3</b>	<b>2</b>	<b>1</b>	<b>Total Respondents</b>
<b>Responses in Numbers</b>	<b>8</b>	<b>2</b>	<b>0</b>	<b>0</b>	<b>0</b>	<b>10</b>
<b>Responses in Percentage</b>	<b>80%</b>	<b>20%</b>	<b>3%</b>	<b>0%</b>	<b>0%</b>	<b>100%</b>



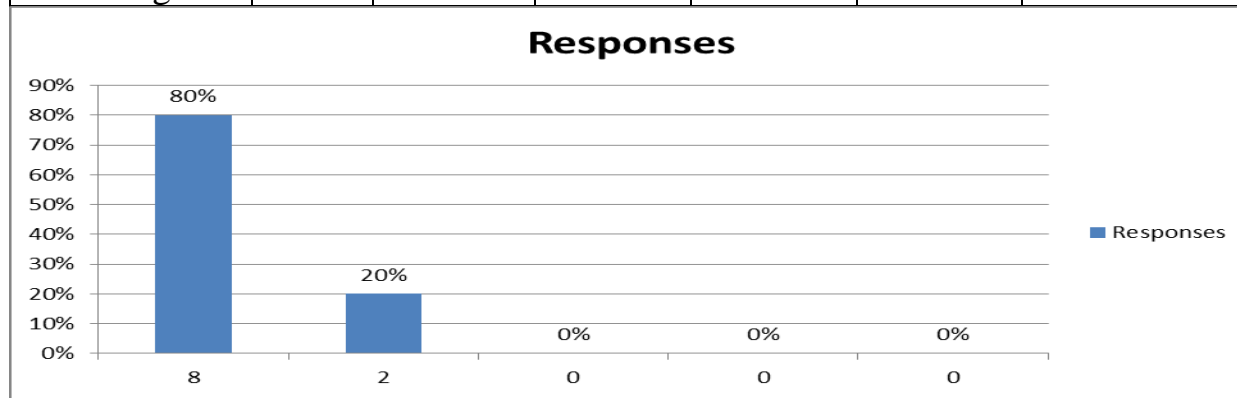
2. Syllabus is sufficient to bridge the gap between industry standards /current global scenarios and academics

Rating Scale	5	4	3	2	1	Total Respondents
Responses in Numbers	9	1	0	0	0	10
Responses in Percentage	90%	10%	0%	0%	0%	100%



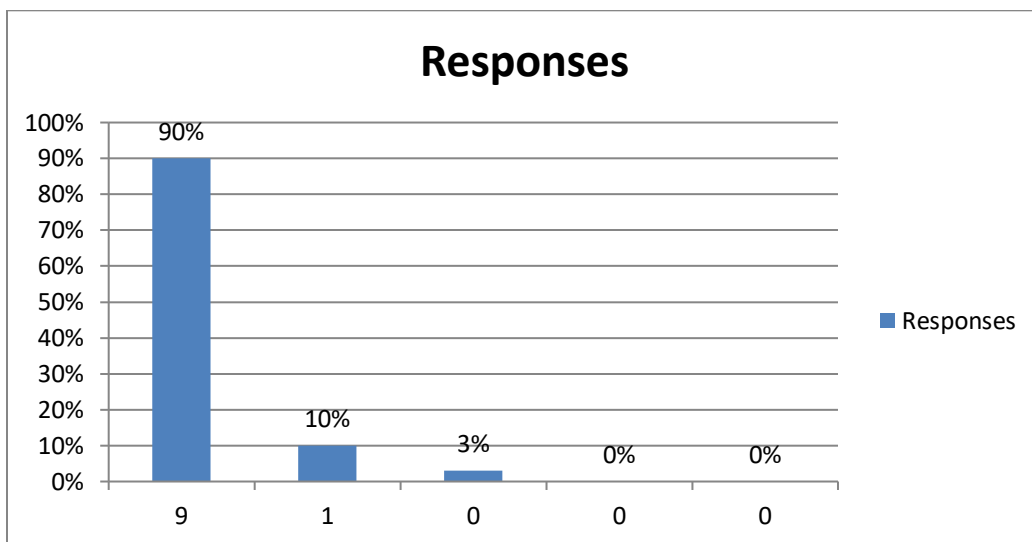
3. The timely coverage of syllabus is possible in the mentioned number of hours

Rating Scale	5	4	3	2	1	Total Respondents
Responses in Numbers	8	2	0	0	0	10
Responses in Percentage	80%	20%	0%	0%	0%	100%



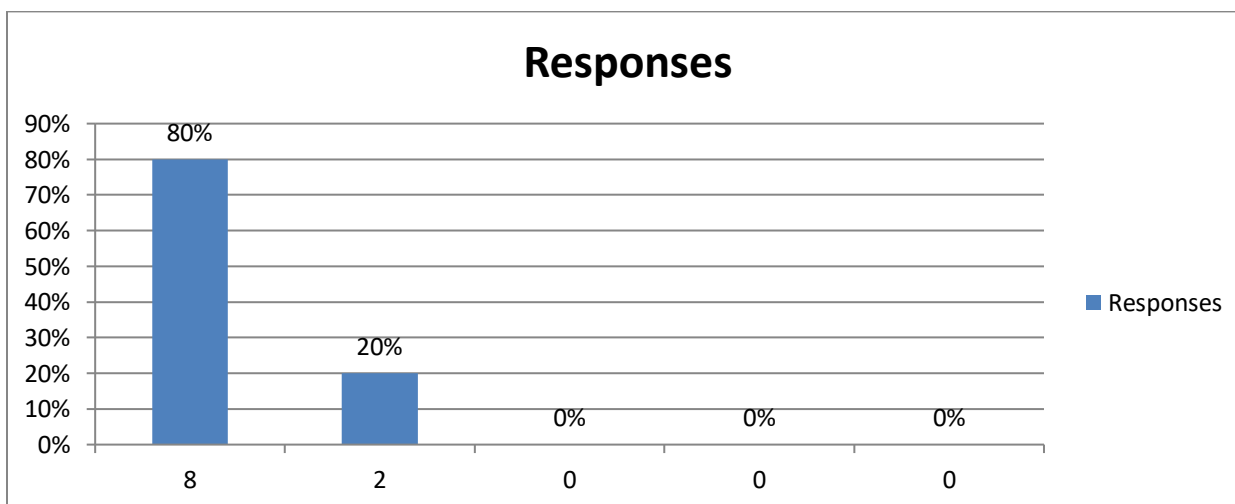
4. The module / sections in the syllabus are properly sequenced.

Rating Scale	5	4	3	2	1	Total Respondents
Responses in Numbers	9	1	0	0	0	10
Responses in Percentage	90%	10%	0%	0%	0%	100%



5. Sufficient reference material and books are available for the topics mentioned in the syllabus

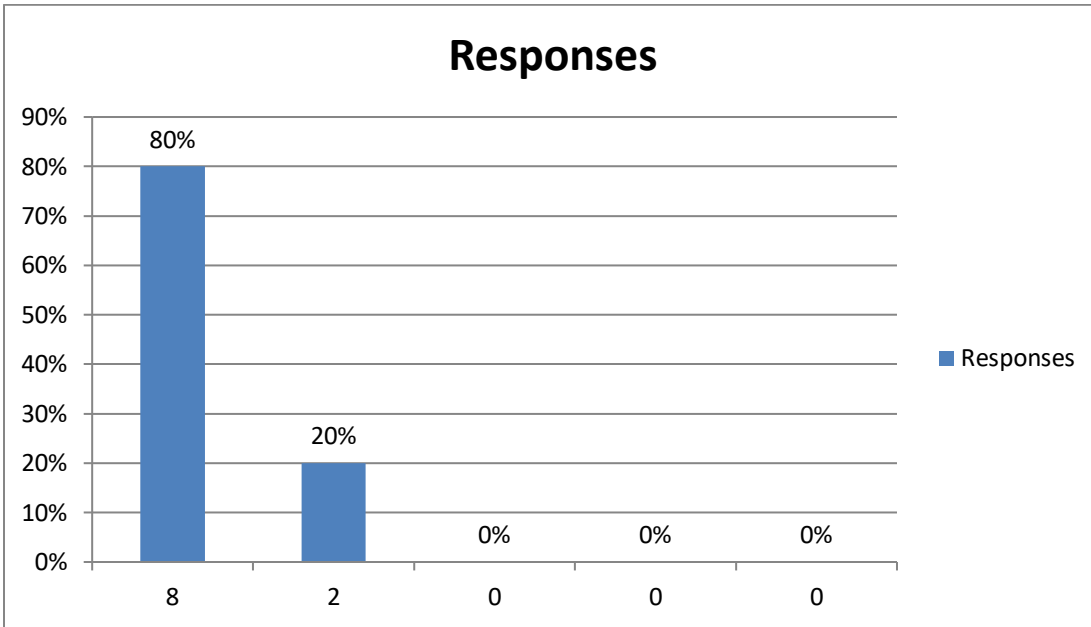
Rating Scale	5	4	3	2	1	Total Respondents
Responses in Numbers	8	2	0	0	0	10
Responses in Percentage	80%	20%	0%	0%	0%	100%





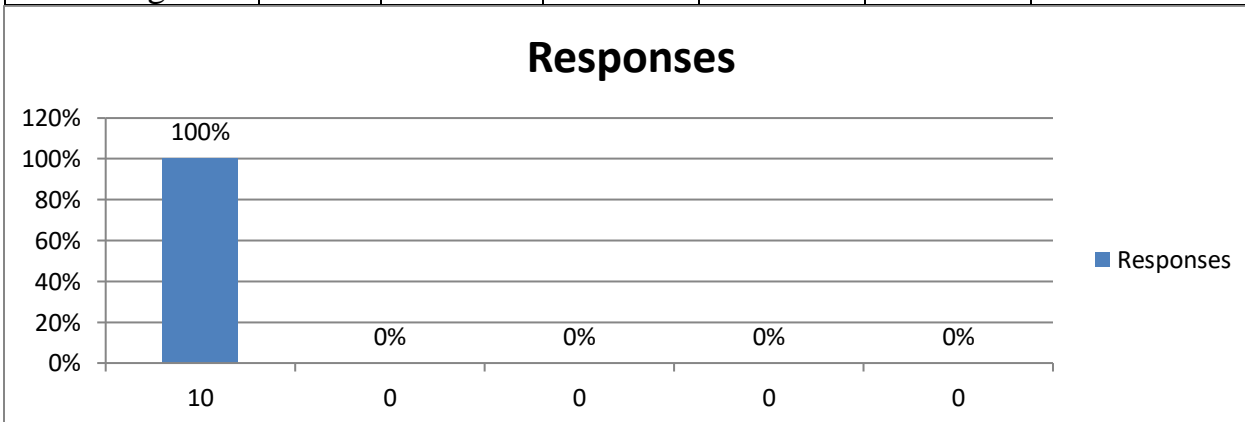
6. The curriculum is balanced with regard to the theoretical and practical knowledge

Rating Scale	5	4	3	2	1	Total Respondents
Responses in Numbers	8	2	0	0	0	10
Responses in Percentage	80%	20%	0%	0%	0%	100%



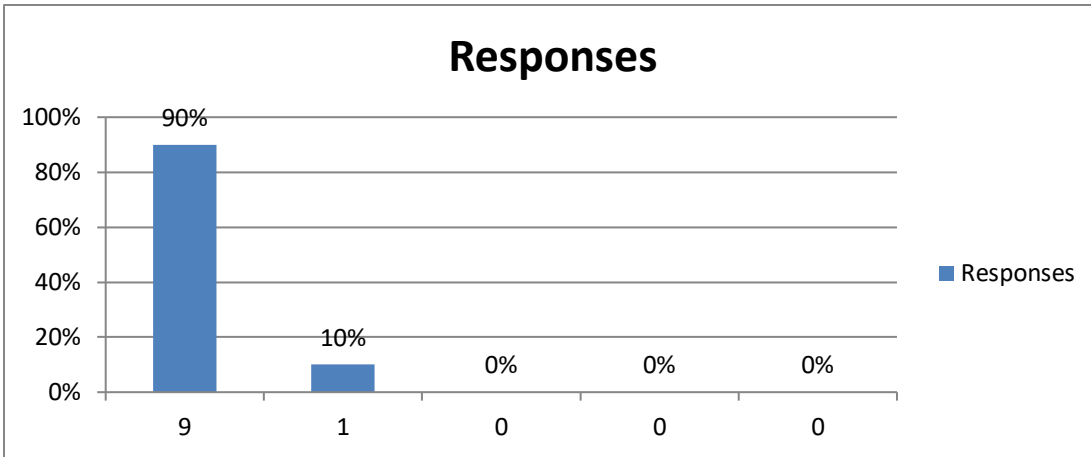
7. How do rate the courses in terms of their relevance to the latest and/or the future technologies?

Rating Scale	5	4	3	2	1	Total Respondents
Responses in Numbers	10	0	0	0	0	10
Responses in Percentage	100%	0%	0%	0%	0%	100%



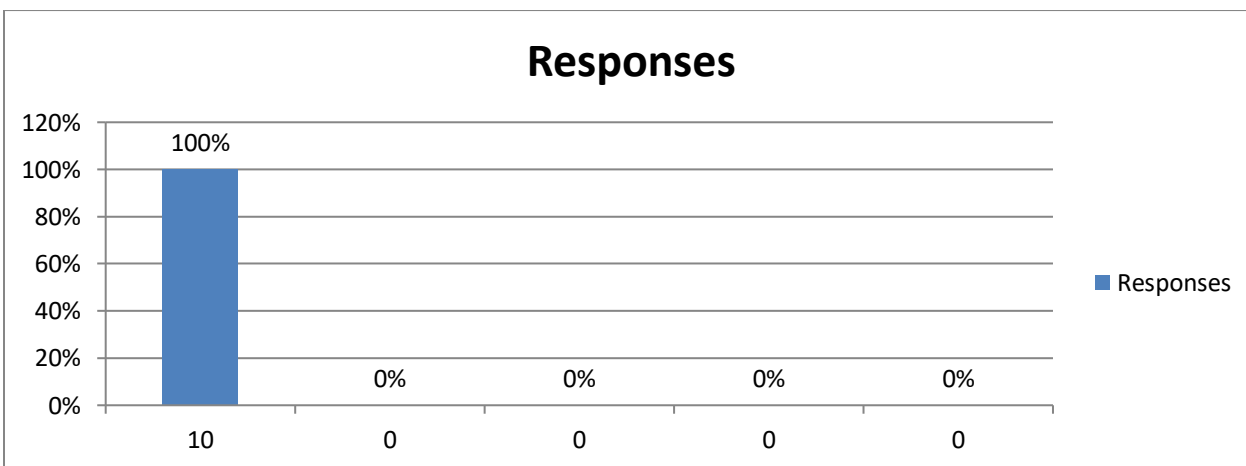
8. Pedagogy proposed in the curriculum matches the contents

Rating Scale	5	4	3	2	1	Total Respondents
Responses in Numbers	9	1	0	0	0	10
Responses in Percentage	90%	10%	0%	0%	0%	100%



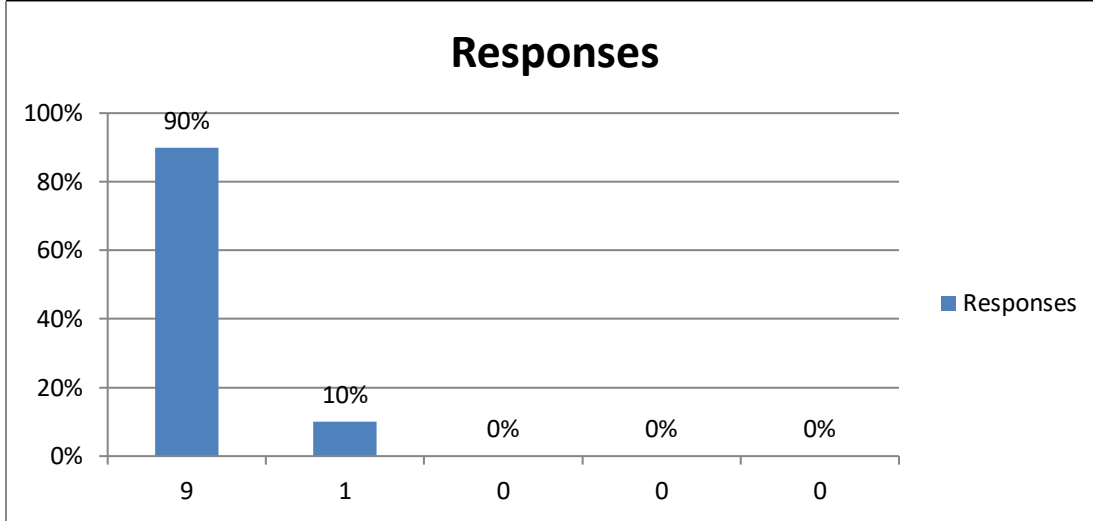
9. The curriculum has the potential in developing the habit of self-learning among the students

Rating Scale	5	4	3	2	1	Total Respondents
Responses in Numbers	10	0	0	0	0	10
Responses in Percentage	100%	0%	0%	0%	0%	100%



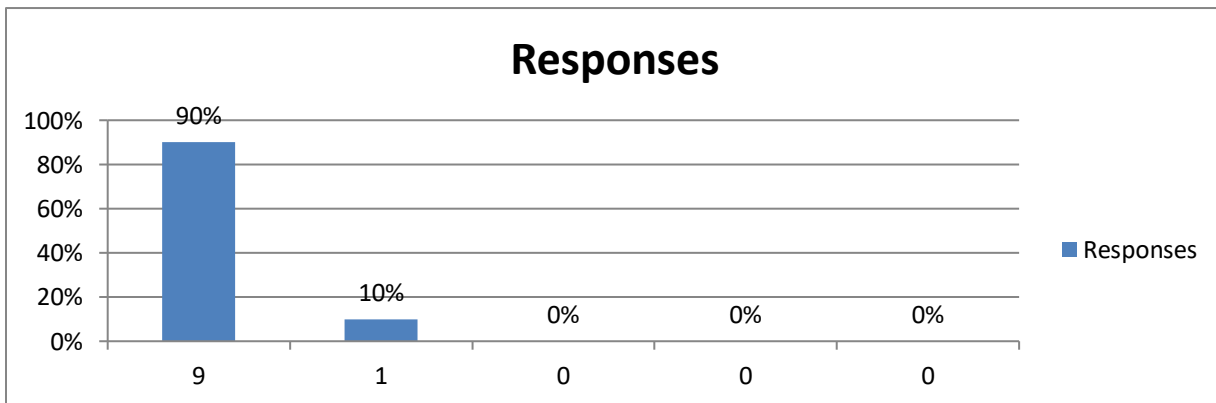
10. The curriculum has focus on skill development

Rating Scale	5	4	3	2	1	Total Respondents
Responses in Numbers	9	1	0	0	0	10
Responses in Percentage	90%	10%	0%	0%	0%	100%



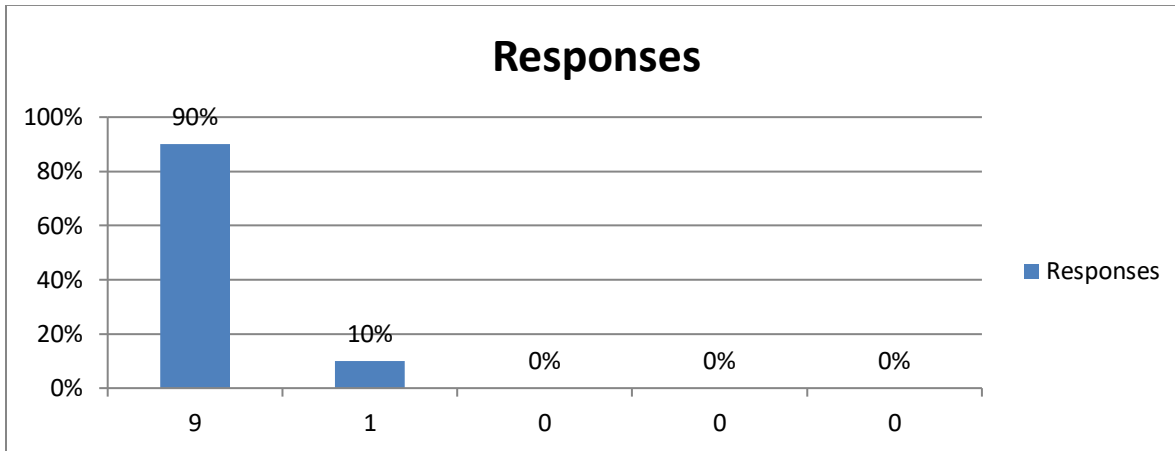
11. Evaluation of the course is appropriate to discriminate the students.

Rating Scale	5	4	3	2	1	Total Respondents
Responses in Numbers	9	1	0	0	0	10
Responses in Percentage	90%	10%	0%	0%	0%	100%



12. How do you rate the transformation of your students after the completion of the course?

Rating Scale	5	4	3	2	1	Total Respondents
Responses in Numbers	9	1	0	0	0	10
Responses in Percentage	90%	10%	0%	0%	0%	100%



### 13. Observation

Sr. No.	Remarks/Feedback
1	Curriculum developed all domains of students
2	Excellent course being delivered in an excellent manner at Ashoka.
3	Curriculum is well planned and well implemented

### 14. Suggestion.

Sr. No.	Suggestion.
1.	University should organize Refresher courses for teachers.
2.	Syllabus is lengthy.
3.	Scope should be given to research.
4.	More reference material required for teaching.



*PR Sonar*

**I/C PRINCIPAL**  
 Ashoka Education Foundation's  
 Ashoka International Centre for  
 Educational Studies and Research  
 Ashoka Marg, Wadala, Nashik-422 006

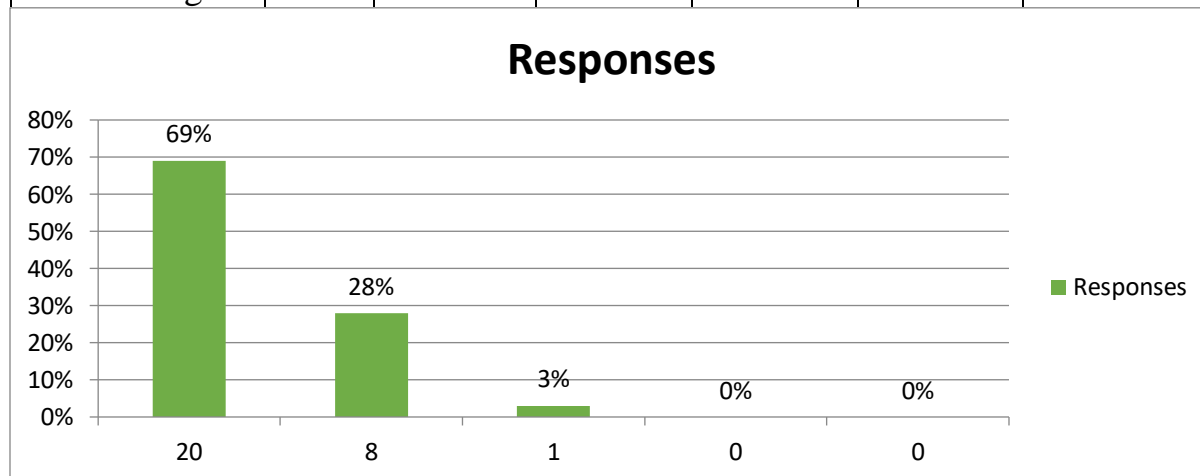
**Ashoka Education Foundation's**  
**Ashoka International Centre for Educational Studies and Research, Nashik**  
**B.Ed. Parent Feedback Form Analysis**  
**Academic Year 2017-18**

Parents feedback was conducted for academic year 2017-18 for the batch 2016-18. The feedback was implemented online through Google form. Google form link was shared to students to participate in this online feedback. Participation was voluntary and respondents were ensured confidentiality. Total 29 students' responses (from 100 percent students) were received. Its analysis is as follows –

Sr.No.	5 point Rating Scale	Remark
1	5 and above	Excellent
2	4 and above	Very Good
3	3 and above	Good
4	2 and above	Average
5	1 and above	Poor

1. How do you rate the programme that your ward undergoing in terms of the load of the courses in different semesters?

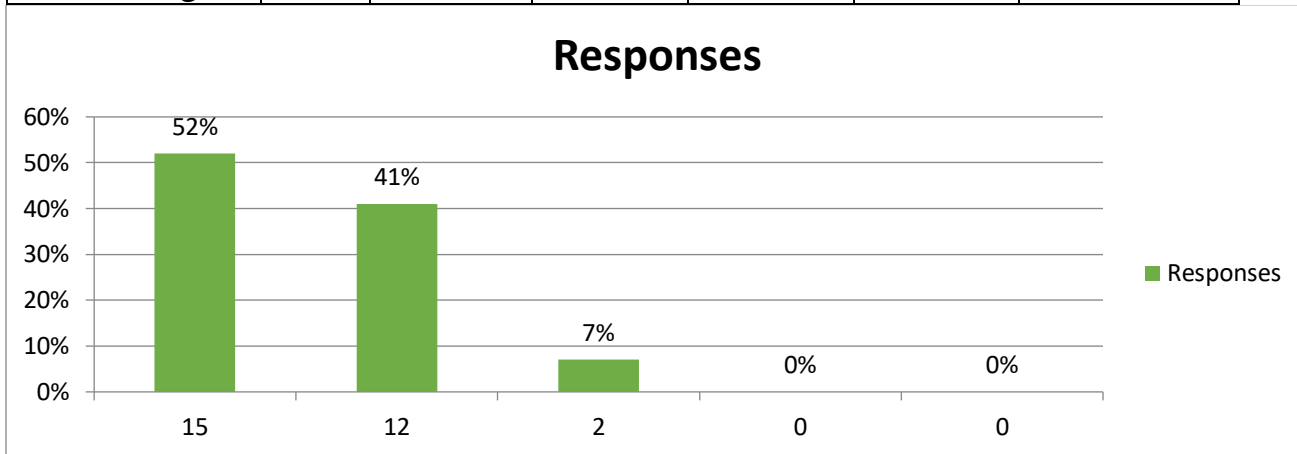
Rating Scale	5	4	3	2	1	Total Respondents
Responses in Numbers	20	08	1	0	0	29
Responses in Percentage	69%	28%	3%	0%	0%	100%



2. How do you rate the availability of the text and reference books in the market?

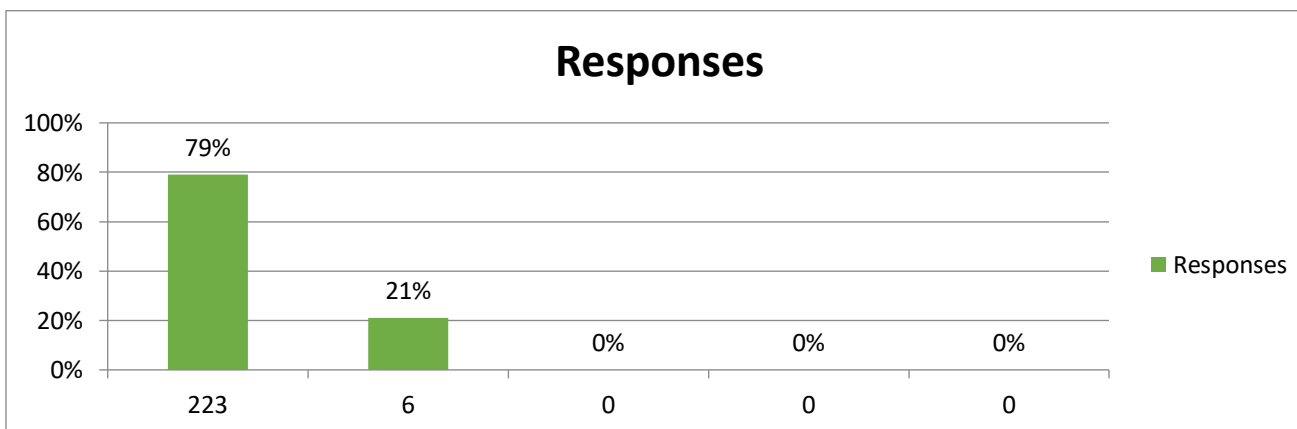
Rating Scale	5	4	3	2	1	Total Respondents
--------------	---	---	---	---	---	-------------------

Responses in Numbers	<b>15</b>	<b>12</b>	<b>2</b>	<b>0</b>	<b>0</b>	29
Responses in Percentage	<b>52%</b>	<b>41%</b>	<b>7%</b>	<b>0%</b>	<b>0%</b>	100%



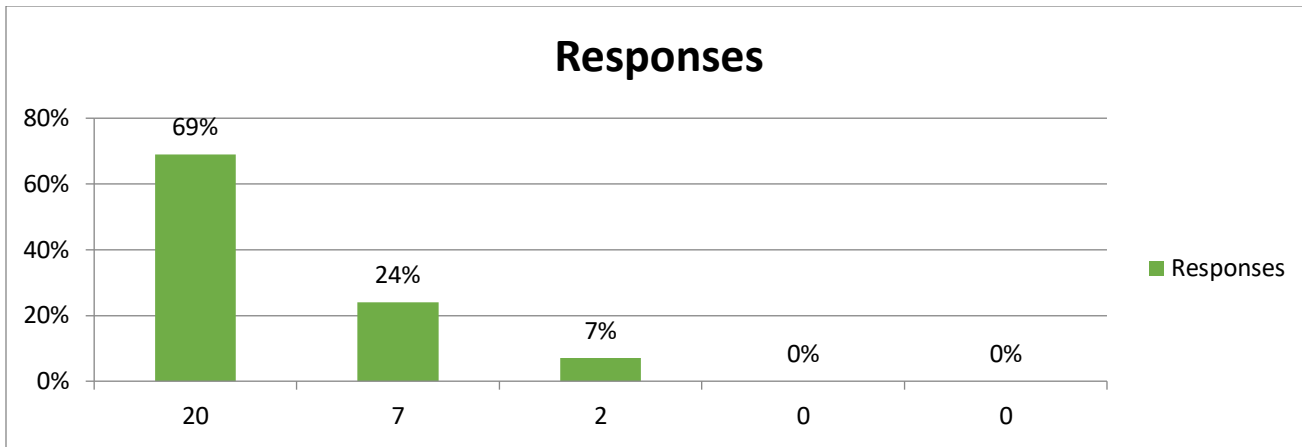
3. How do you rate the quality and relevance of the courses included into the curriculum?

Rating Scale	<b>5</b>	<b>4</b>	<b>3</b>	<b>2</b>	<b>1</b>	Total Respondents
Responses in Numbers	<b>23</b>	<b>06</b>	<b>0</b>	<b>0</b>	<b>0</b>	29
Responses in Percentage	<b>79%</b>	<b>21%</b>	<b>0%</b>	<b>0%</b>	<b>0%</b>	100%



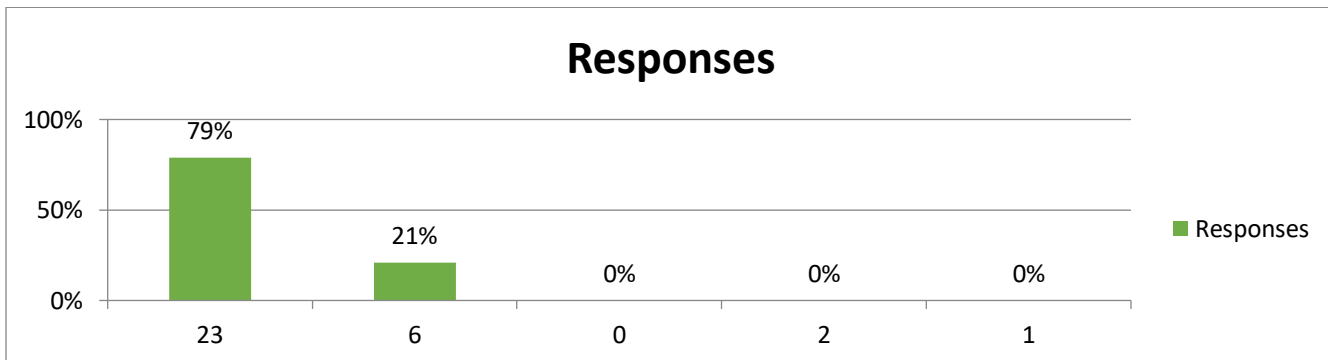
4. How do you rate the ambience of the college for effective delivery of the academic process?

Rating Scale	<b>5</b>	<b>4</b>	<b>3</b>	<b>2</b>	<b>1</b>	Total Respondents
Responses in Numbers	<b>20</b>	<b>07</b>	<b>2</b>	<b>0</b>	<b>0</b>	29
Responses in Percentage	<b>69%</b>	<b>24%</b>	<b>7%</b>	<b>0%</b>	<b>0%</b>	100%



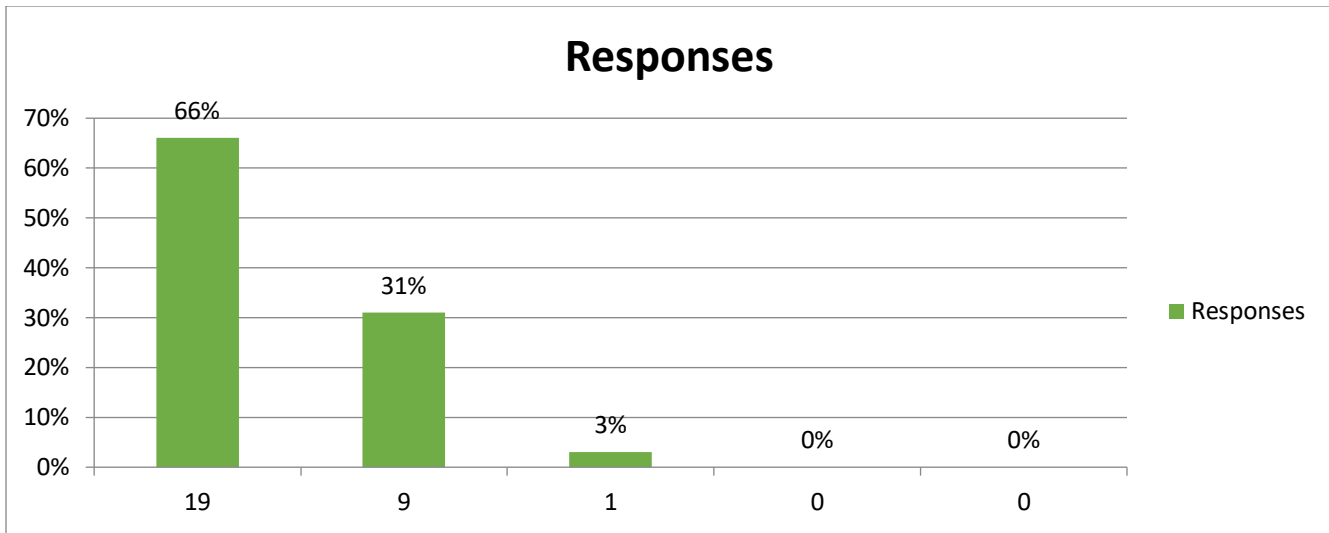
5. The How do rate the courses in terms of their relevance to the latest and/or future technologies?

Rating Scale	5	4	3	2	1	Total Respondents
Responses in Numbers	23	06	0	0	0	29
Responses in Percentage	79%	21%	0%	0%	0%	100%



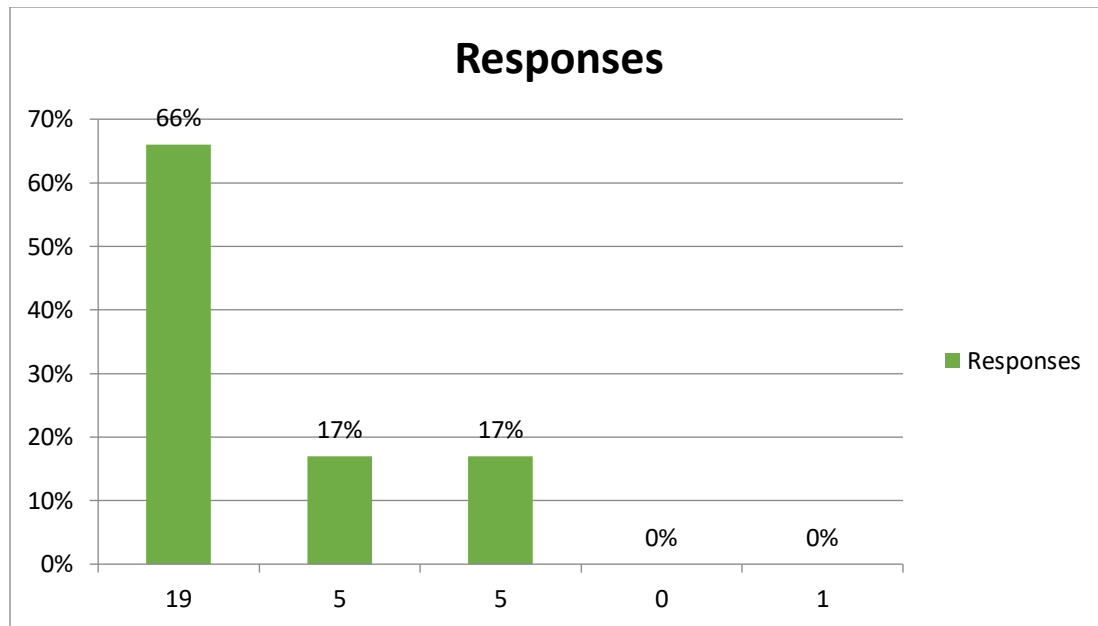
6. How do you rate the quality of the teaching in the Institution?

Rating Scale	5	4	3	2	1	Total Respondents
Responses in Numbers	19	9	1	0	0	29
Responses in Percentage	66%	31%	3%	0%	0%	100%



7. Assignment /Internships offered under programme was challenging and constructive.

Rating Scale	5	4	3	2	1	Total Respondents
Responses in Numbers	19	05	05	0	0	29
Responses in Percentage	66%	17%	17%	0%	0%	100%

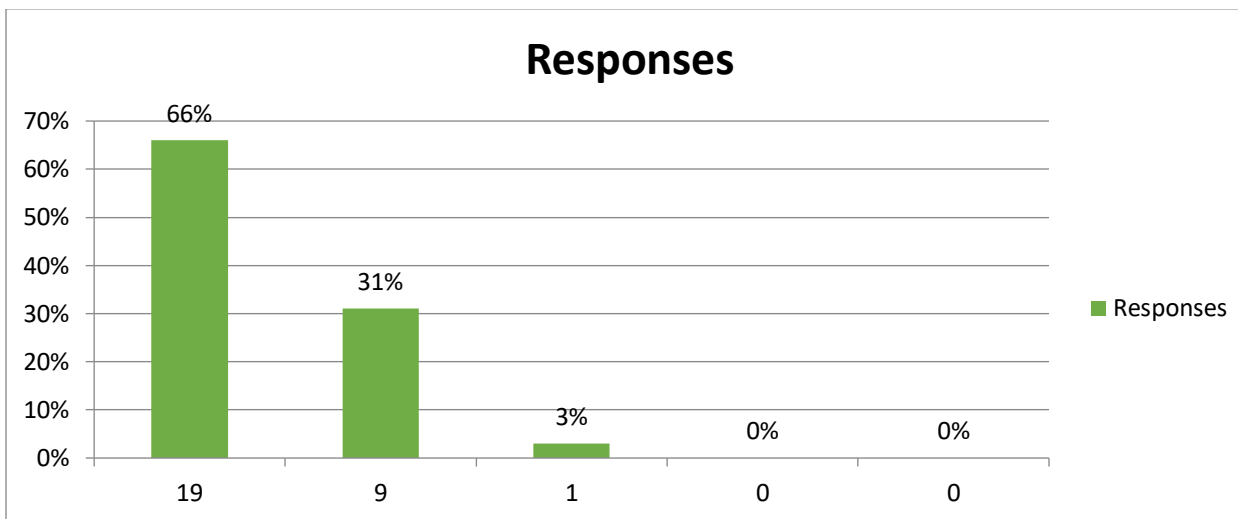


8. The Curriculum has the capability to enhance students' Competency in communication, critical thinking, problem solving and creativity.

Rating Scale	5	4	3	2	1	Total Respondents
Responses in Numbers	19	09	1	0	0	29

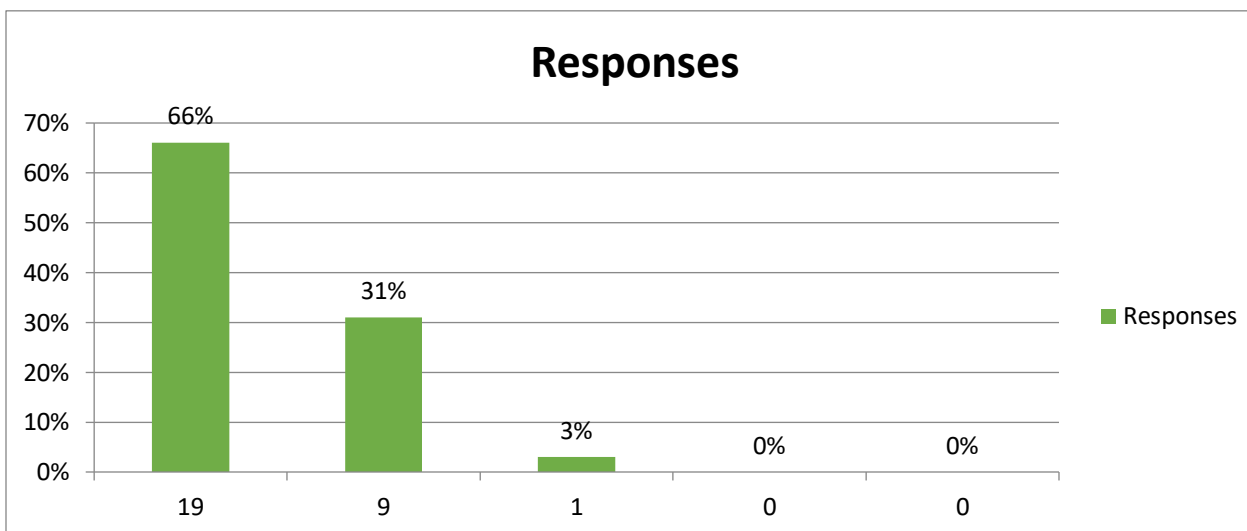


Responses in Percentage	<b>66%</b>	<b>31%</b>	<b>3%</b>	<b>0%</b>	<b>0%</b>	100%
-------------------------	------------	------------	-----------	-----------	-----------	------



9. Is the mentoring system, personal attention of teacher, discipline of college is effective.

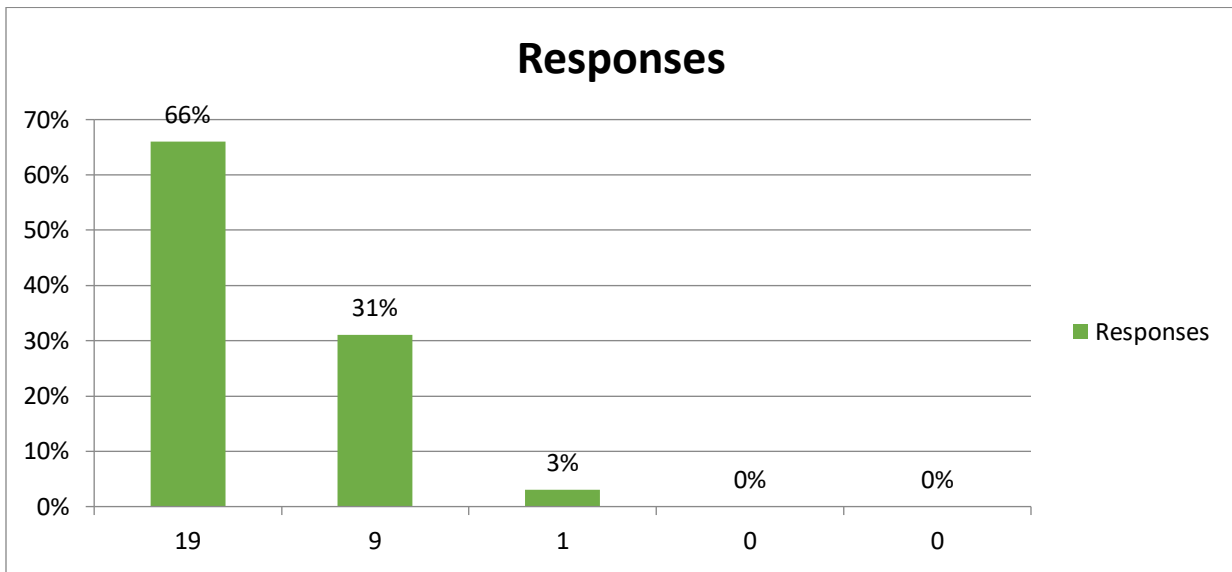
Rating Scale	<b>5</b>	<b>4</b>	<b>3</b>	<b>2</b>	<b>1</b>	Total Respondents
Responses in Numbers	<b>19</b>	<b>09</b>	<b>1</b>	<b>0</b>	<b>0</b>	29
Responses in Percentage	<b>66%</b>	<b>31%</b>	<b>3%</b>	<b>0%</b>	<b>0%</b>	100%



10. Ethical and Moral orientation given by college is admirable.

Rating Scale	<b>5</b>	<b>4</b>	<b>3</b>	<b>2</b>	<b>1</b>	Total Respondents
--------------	----------	----------	----------	----------	----------	-------------------

Responses in Numbers	<b>19</b>	<b>09</b>	<b>1</b>	<b>0</b>	<b>0</b>	29
Responses in Percentage	<b>66%</b>	<b>31%</b>	<b>3%</b>	<b>0%</b>	<b>0%</b>	100%



11. Observations-

- Personal attention of teachers are excellent.
- Amazing organisation and teachers are very helpful
- Quality of teaching was super,

No Suggestion.



*PR Sonar*

**I/C PRINCIPAL**  
 Ashoka Education Foundation's  
 Ashoka International Centre for  
 Educational Studies and Research  
 Ashoka Marg, Wadala, Nashik-422 006

**Ashoka Education Foundation's**  
**Ashoka International Centre for Educational Studies and Research, Nashik**  
**B.Ed.Alumni Feedback Form Analysis**

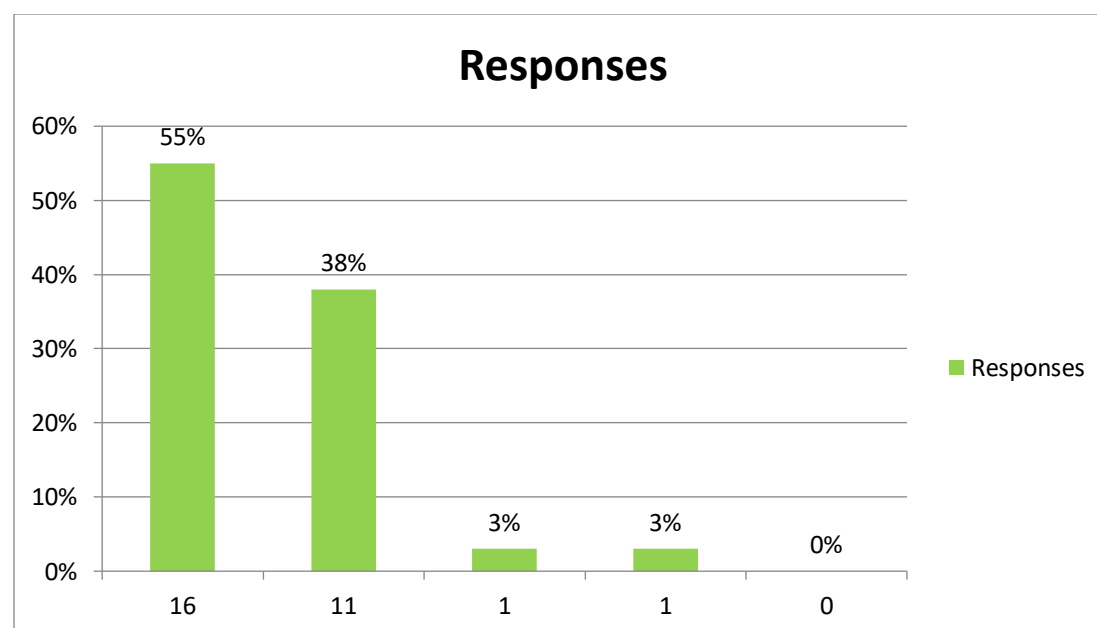
**Academic Year 2017-18**

Alumni feedback was conducted for academic year 2017-18 for the batch 2016-18. The feedback was implemented online through Google form. Google form link was shared to students to participate in this online feedback. Participation was voluntary and respondents were ensured confidentiality. Total 29 students' responses were received. Its analysis is as follows –

<b>Sr.No.</b>	<b>5 point Rating Scale</b>	<b>Remark</b>
1	5 and above	Excellent
2	4 and above	Very Good
3	3 and above	Good
4	2 and above	Average
5	1 and above	Poor

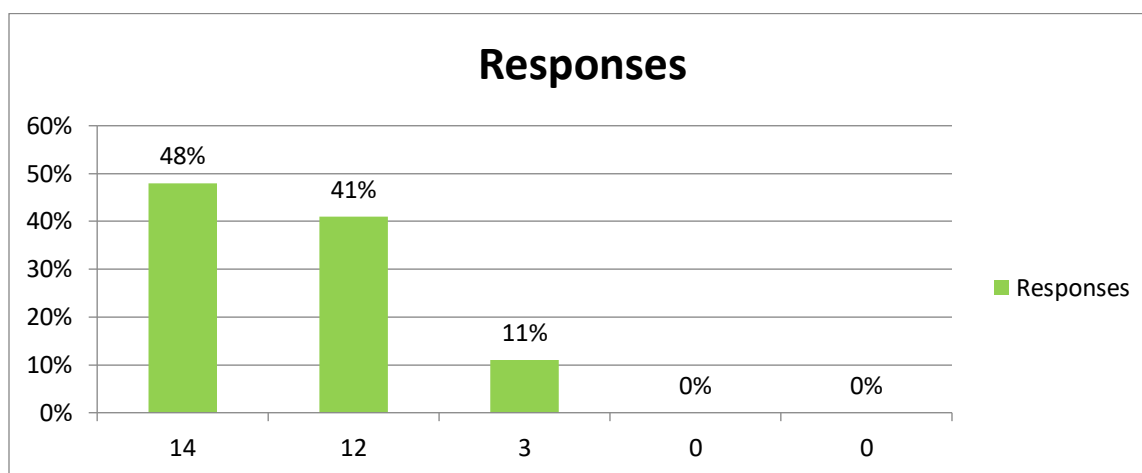
Q. 1 How do you rate the curriculum relevant to your job and future aspirations?

Rating Scale	<b>5</b>	<b>4</b>	<b>3</b>	<b>2</b>	<b>1</b>	Total Respondents
Responses in Numbers	<b>16</b>	<b>11</b>	<b>1</b>	<b>1</b>	<b>0</b>	29
Responses in Percentage	<b>55%</b>	<b>38%</b>	<b>3%</b>	<b>3%</b>	<b>0%</b>	100%



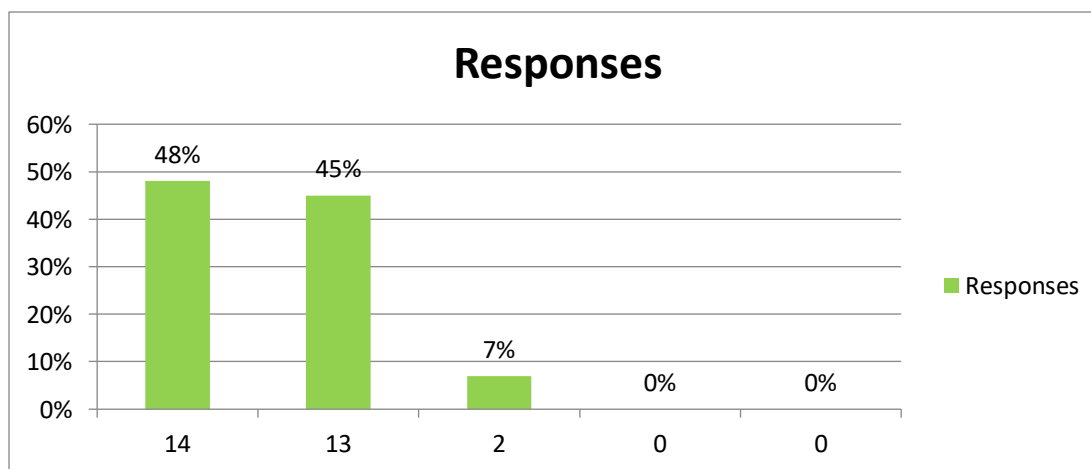
2. How best Curriculum has enhanced my Competency in communication, critical thinking, problem solving and creativity

Rating Scale	5	4	3	2	1	Total Respondents
Responses in Numbers	14	12	3	0	0	29
Responses in Percentage	48%	41%	11%	0%	0%	100%

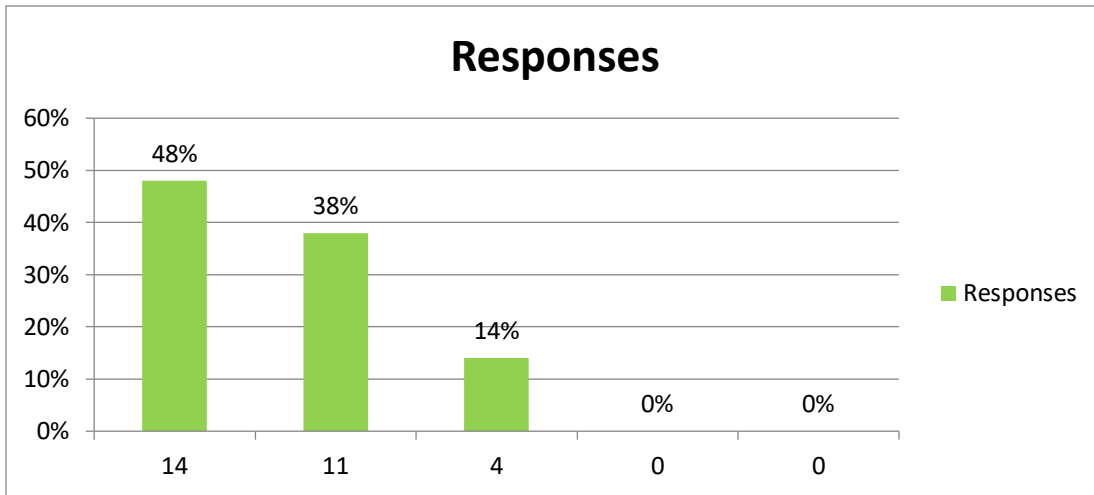


3. How do you rate the structure of syllabus prescribed for the programme?

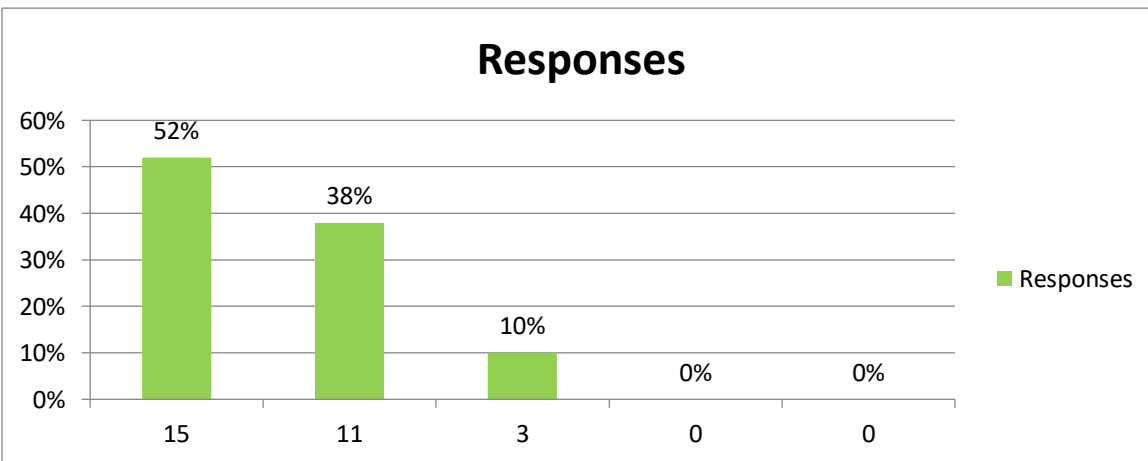
Rating Scale	5	4	3	2	1	Total Respondents
Responses in Numbers	14	13	2	0	0	29
Responses in Percentage	48%	45%	7%	0%	0%	100%



4. At what extent curriculum is matched to current trends?



Rating Scale	5	4	3	2	1	Total Respondents
Responses in Numbers	15	11	3	0	0	29
Responses in Percentage	52%	38%	10%	0%	0%	100%

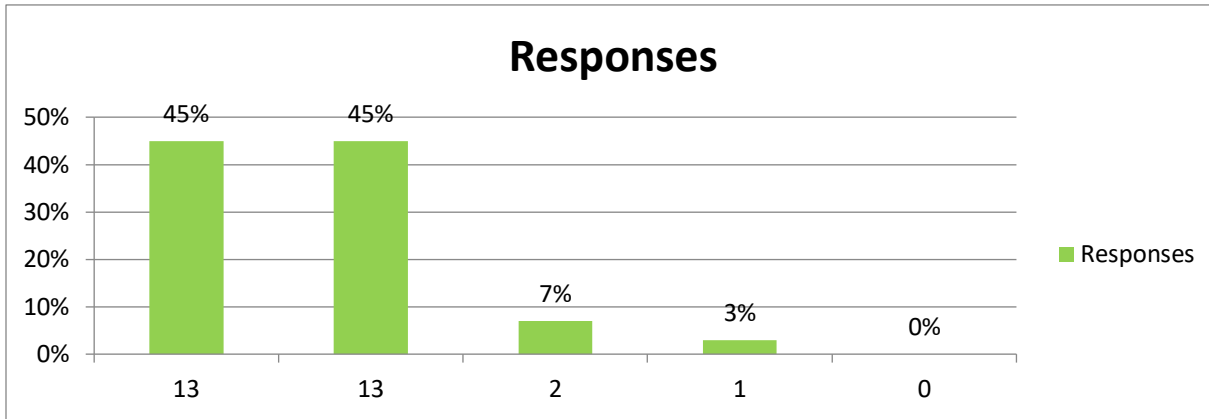


5. How do you rate the availability of materials and references regarding curriculum?

Rating Scale	5	4	3	2	1	Total Respondents
Responses in Numbers	14	11	4	0	0	29
Responses in Percentage	48%	38%	14%	0%	0%	100%

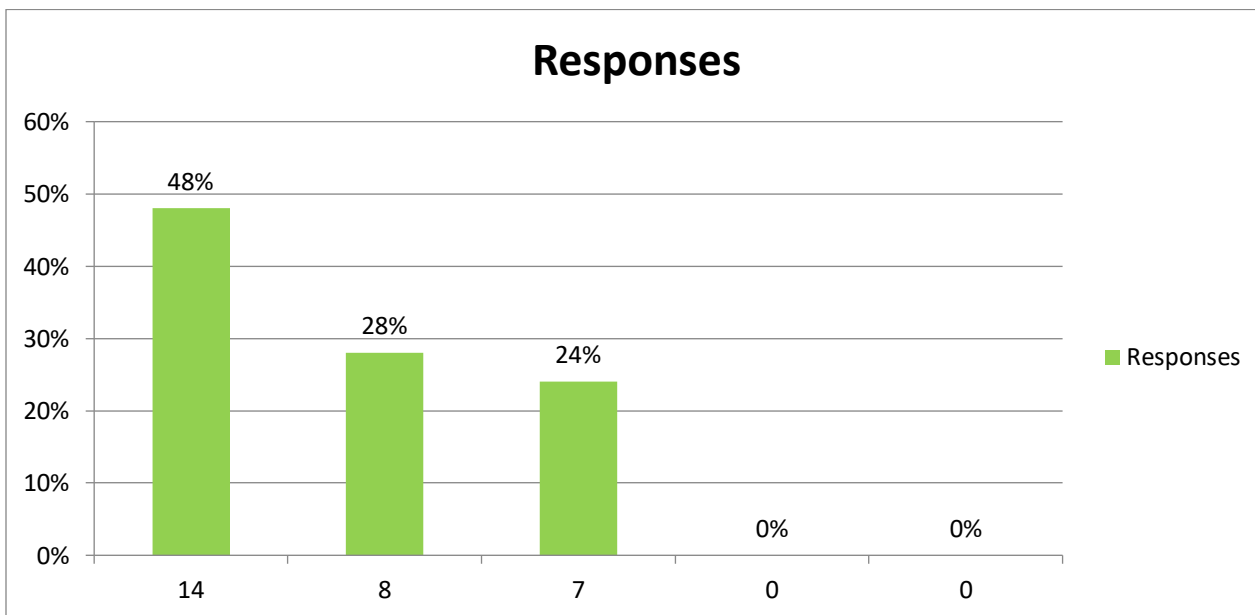
6. Is assignment / Internships offered under your programme was challenging and constructive?

Rating Scale	5	4	3	2	1	Total Respondents
Responses in Numbers	13	13	2	1	0	29
Responses in Percentage	45%	45%	7%	3%	0%	100%



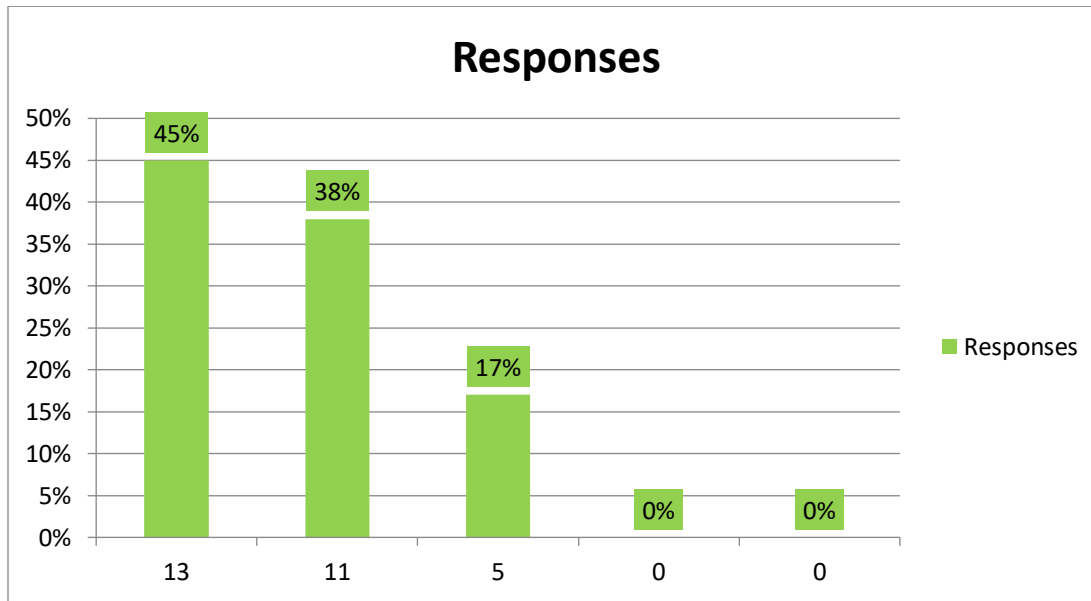
7. How do you rate the depth and load of course content including assignment and Internship?

Rating Scale	5	4	3	2	1	Total Respondents
Responses in Numbers	14	8	7	0	0	29
Responses in Percentage	48%	28%	24%	0%	0%	100%



8. How best the design of experiments is related to class theory?

Rating Scale	5	4	3	2	1	Total Respondents
Responses in Numbers	13	11	5	0	0	29
Responses in Percentage	45%	38%	17%	0%	0%	100%



**Observations:**

- Alumni given remark that the curriculum was helpful for critical and creative thinking
- Curriculum is very useful when you are teaching practically
- It is a brilliant institution for implementing the B.Ed. Curriculum.
- The Curriculum is Creative and matches current trend of education.
- The curriculum was learning experience here
- My experience was really best with this organization and staff. I am really grateful to all the teachers.
- The curriculum is Excellent to enhance competencies.

**No Suggestion.**



*PR Senar*

**I/C PRINCIPAL**  
 Ashoka Education Foundation's  
 Ashoka International Centre for  
 Educational Studies and Research  
 Ashoka Marg, Wadala, Nashik-422 006

## Ashoka Education Foundation

Ashoka International Center for Educational Studies and Research, Nashik

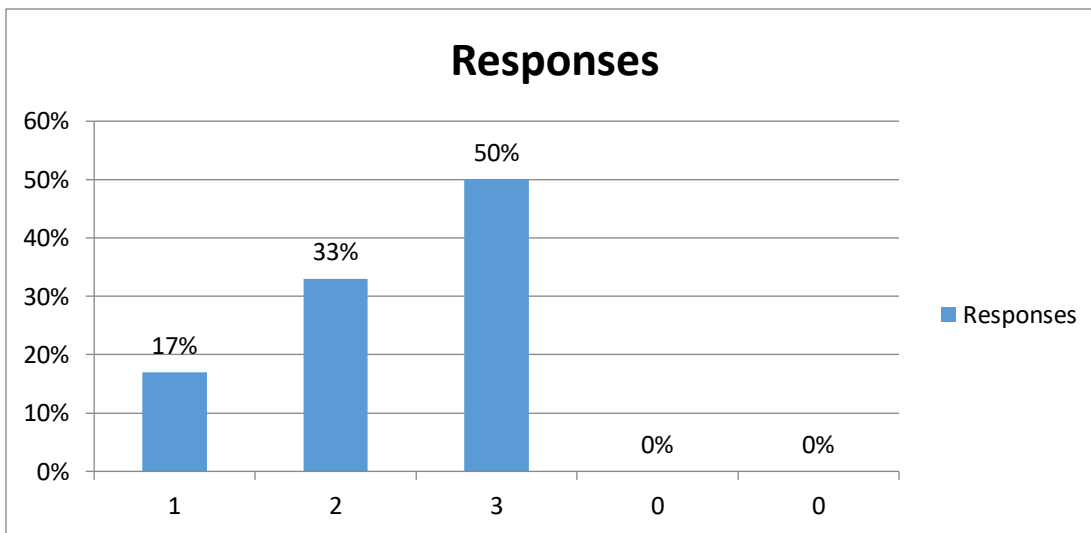
### Internship/ Practice Teaching Feedback Analysis

Employers/Stakeholders feedback was conducted for academic year 2017-18 for the batch 2016-18. The feedback were collected through physically. Total 6 feedback received from internship and practice teaching school. Its analysis is as follows –

Sr.No.	5 point Rating Scale	Remark
1	5 and above	Excellent
2	4 and above	Very Good
3	3 and above	Good
4	2 and above	Average
5	1 and above	Poor

#### 1. Quality of practice teaching lessons and block teaching conducted.

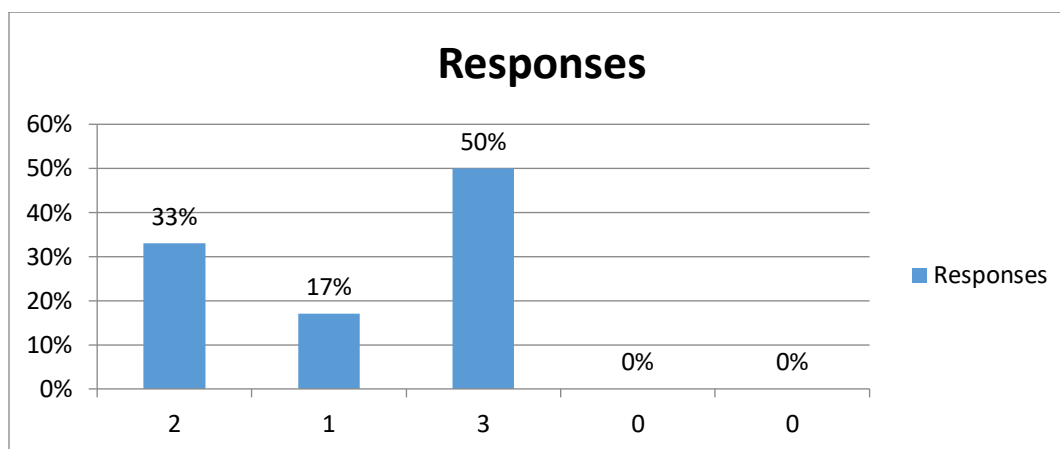
Rating Scale	5	4	3	2	1	Total Respondents
Responses in Numbers	1	2	3	0	0	6
Responses in Percentage	17%	33%	50%	0%	0%	100%





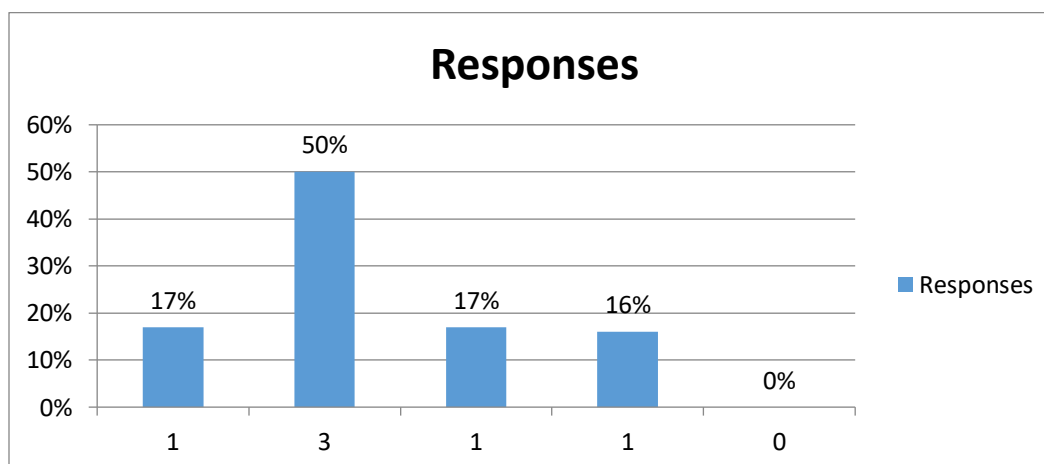
**2. Co-operation and team work: Inters shared the information with each other, loved to work in team, exhibited positive attitude, took new tasks with enthusiasm and energy and received feedback in a positive and constructive manner.**

Rating Scale	5	4	3	2	1	Total Respondents
Responses in Numbers	2	1	3	0	0	6
Responses in Percentage	33%	17%	50%	0%	0%	100%



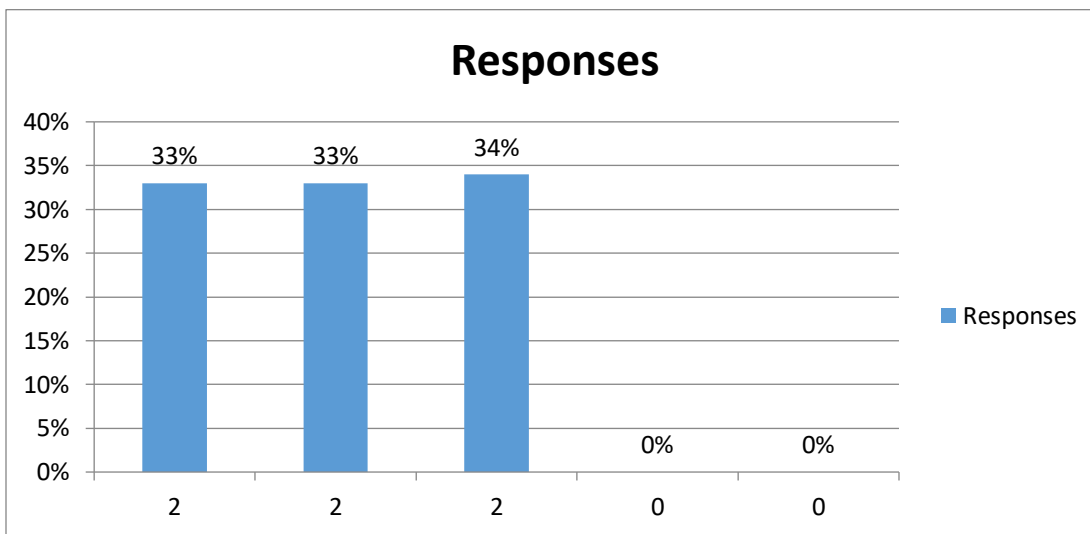
**3. Communication Skills: Interns were polite, humble and kind in communication with other teachers and peers, exchanged ideas with others, listened and understood others intention.**

Rating Scale	5	4	3	2	1	Total Respondents
Responses in Numbers	1	3	1	1	0	6
Responses in Percentage	17%	50%	17%	16%	0%	100%



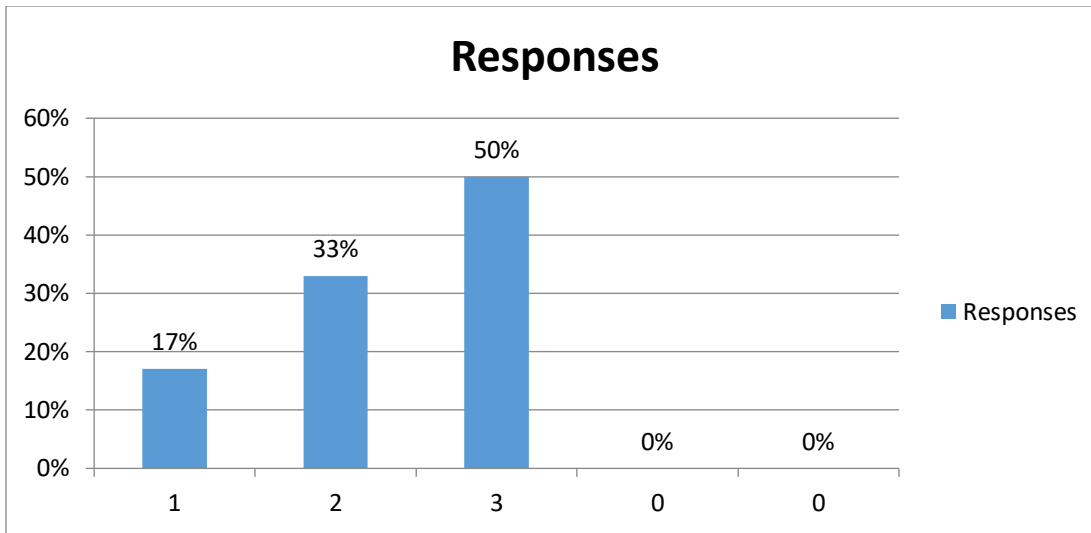
#### 4. Attendance & Punctuality

Rating Scale	5	4	3	2	1	Total Respondents
Responses in Numbers	2	2	2	0	0	6
Responses in Percentage	33 %	33%	34%	0%	0%	100%



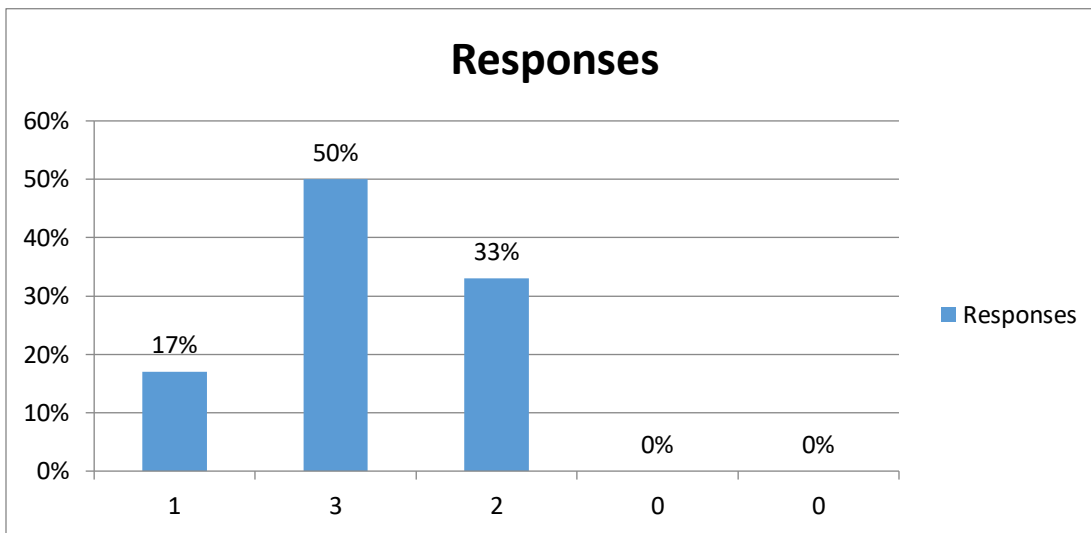
#### 5. Supplementary Performance in cultural activities: for ex. Conducting cultural programmes, competitions, assemblies etc.

Rating Scale	5	4	3	2	1	Total Respondents
Responses in Numbers	1	2	3	0	0	6
Responses in Percentage	17%	33%	50%	0%	0%	100%



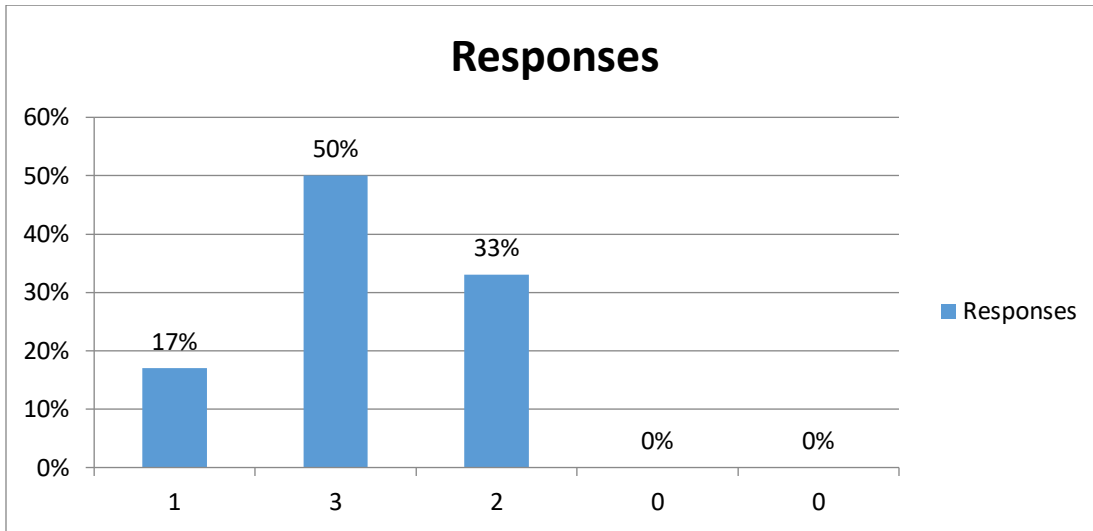
**6. Supplementary Performance in co-curricular activities: for ex. conducting proxy period, conducting interesting and creative activities for students etc.**

Rating Scale	5	4	3	2	1	Total Respondents
Responses in Numbers	1	3	2	0	0	6
Responses in Percentage	17%	50%	33%	0%	0%	100%



**7. Overall Evaluation of the Interns:**

Rating Scale	5	4	3	2	1	Total Respondents
Responses in Numbers	1	3	2	0	0	6
Responses in Percentage	17%	50%	33%	0%	0%	100%




### Qualitative Remarks

1. Good coordination among interns regarding teaching and organizing program.
2. Students were creative and used many teaching aids.
3. Interns were ready to learn and implement new techniques.
4. Students followed directions promptly and accurately.
5. Students used creative method.

### Suggestions

1. Need to improve more communication skill.
2. Need to plan more activities and class control.



*PR Senar*

**I/C PRINCIPAL**  
 Ashoka Education Foundation's  
 Ashoka International Centre for  
 Educational Studies and Research  
 Ashoka Marg, Wadala, Nashik-422 006

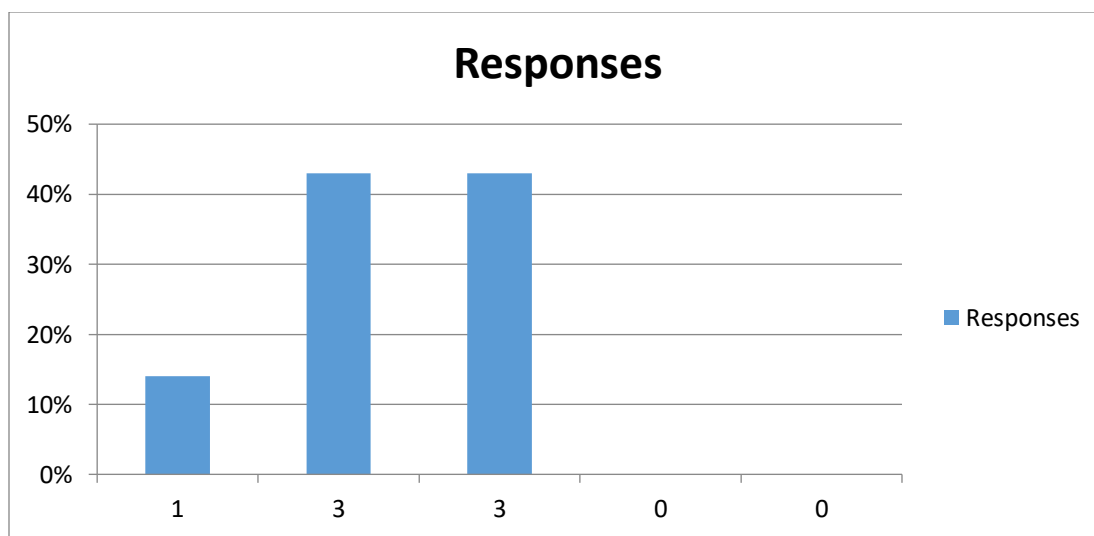
**Ashoka Education Foundation**  
**Ashoka International Center for Educational Studies and Research, Nashik**  
**Employers/Stakeholders Feedback Analysis**

Employers/Stakeholders feedback was conducted for academic year 2017-18 for the batch 2016-18. The feedback were collected through physically. Total 7 feedback received from stakeholders. Its analysis is as follows –

Sr.No.	5 point Rating Scale	Remark
1	5 and above	Excellent
2	4 and above	Very Good
3	3 and above	Good
4	2 and above	Average
5	1 and above	Poor

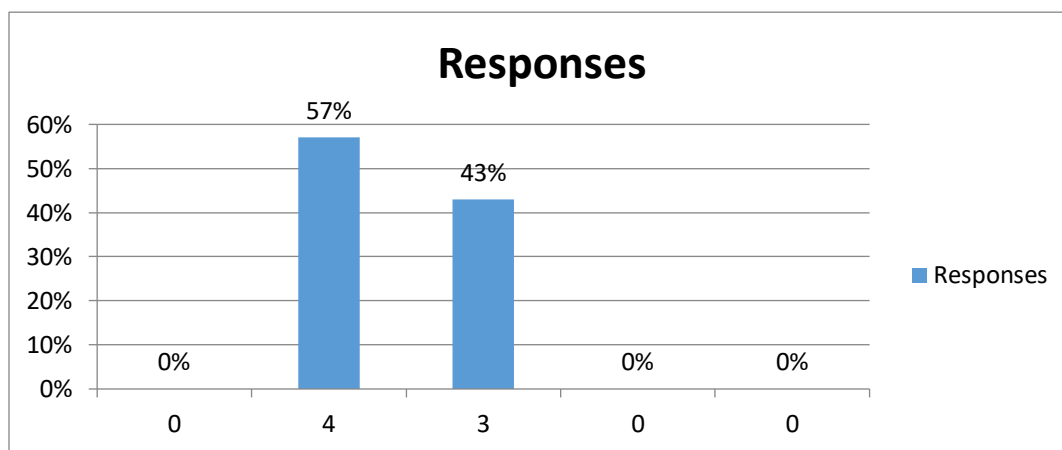
**1. Student's ability to contribute the goal of the organization**

Rating Scale	5	4	3	2	1	Total Respondents
Responses in Numbers	1	3	3	0	0	7
Responses in Percentage	14%	43%	43%	0%	0%	100%



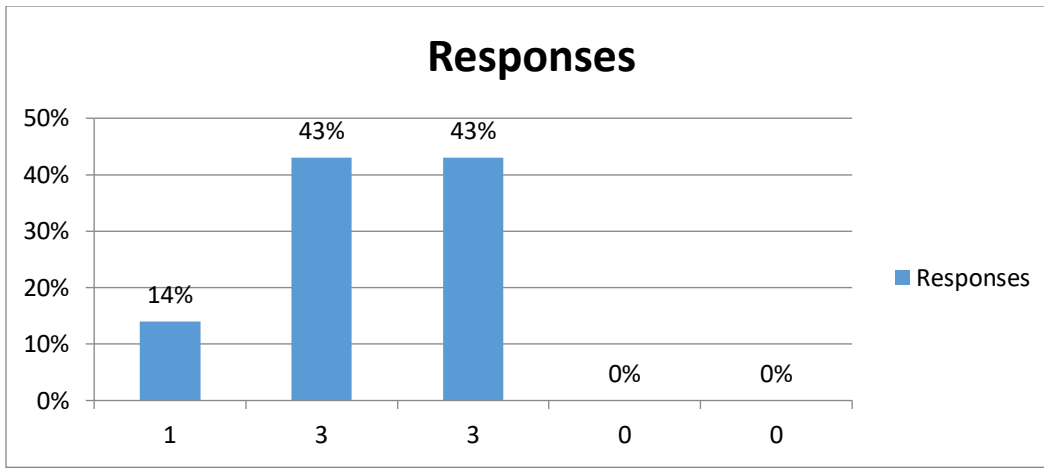
## 2. Planning and organization of skills in students

Rating Scale	5	4	3	2	1	Total Respondents
Responses in Numbers	0	4	3	0	0	7
Responses in Percentage	0%	57%	43%	0%	0%	100%



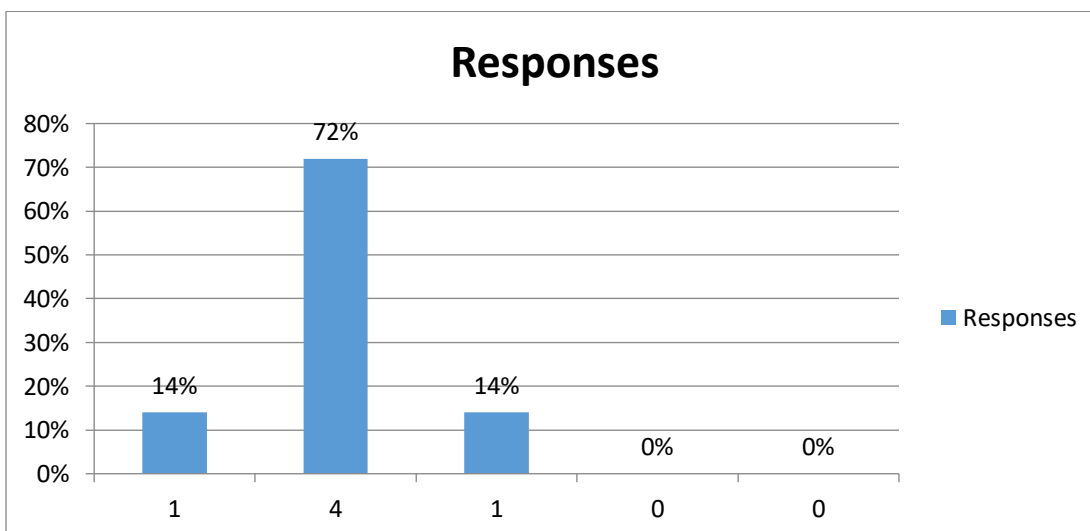
## 3. Teaching, Communication and Soft Skills in students

Rating Scale	5	4	3	2	1	Total Respondents
Responses in Numbers	1	3	3	0	0	7
Responses in Percentage	14%	43%	43%	0%	0%	100%



#### 4. Obedience and relationship with seniors in students

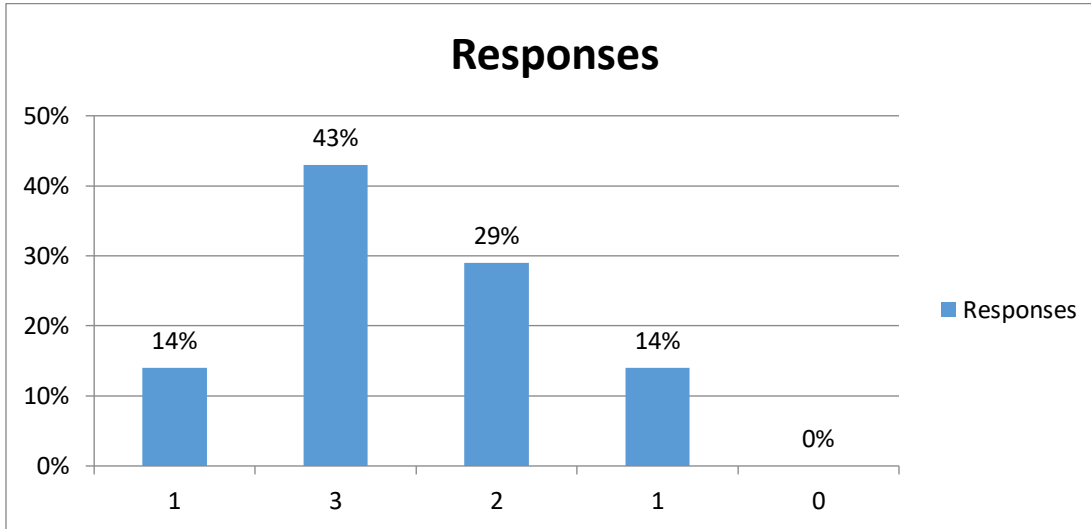
Rating Scale	5	4	3	2	1	Total Respondents
Responses in Numbers	1	5	1	0	0	7
Responses in Percentage	14%	72%	14%	0%	0%	100%



#### 5. Leadership, Team Spirit and Initiatives in students

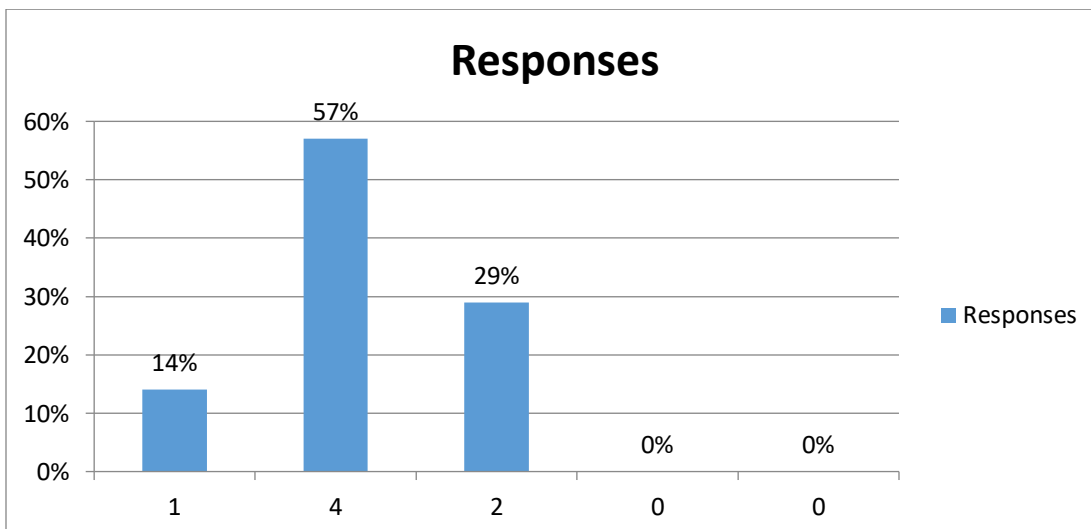
Rating Scale	5	4	3	2	1	Total Respondents

Responses in Numbers	1	3	2	1	0	7
Responses Percentage	14%	43%	29%	14%	0%	100%



#### 6. Relationship with peers / subordinates

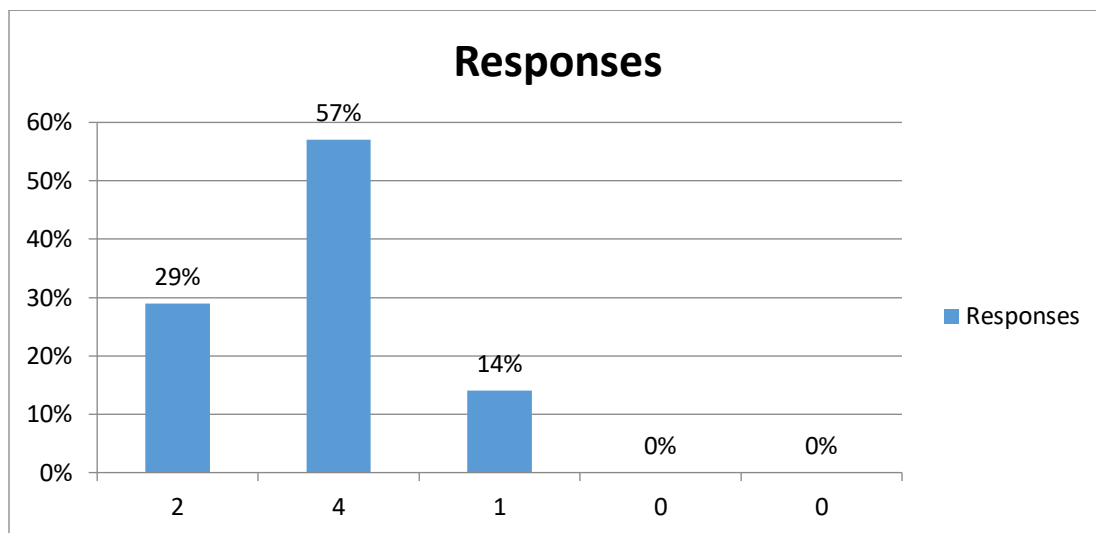
Rating Scale	5	4	3	2	1	Total Respondents
Responses in Numbers	1	4	2	0	0	7
Responses Percentage	14%	57%	29%	0%	0%	100%





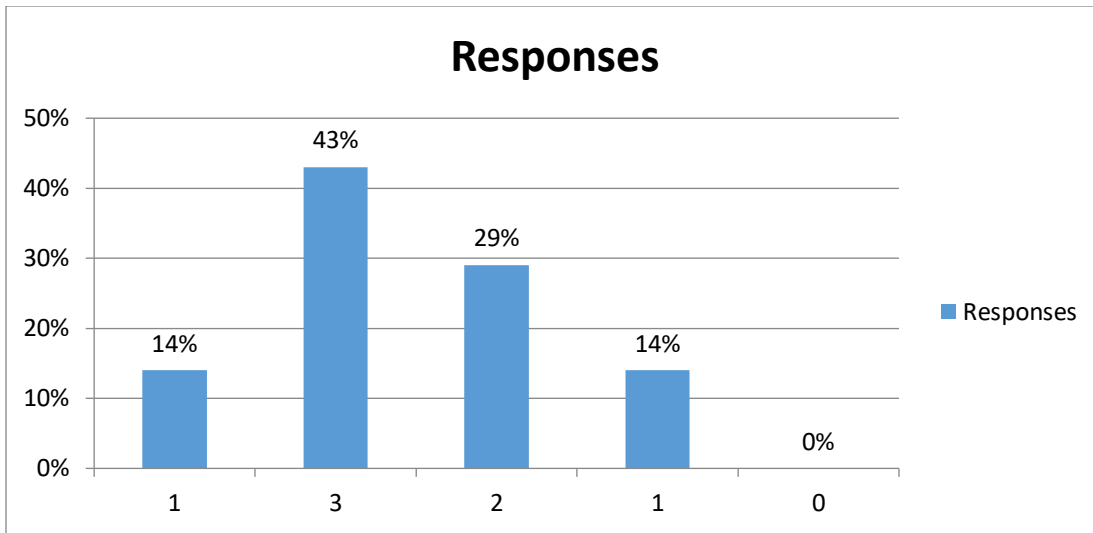
### 7. Willingness to learn new techniques, adopt new ideas etc

Rating Scale	5	4	3	2	1	Total Respondents
Responses in Numbers	2	4	1	0	0	7
Responses in Percentage	29%	57%	14%	0%	0%	100%



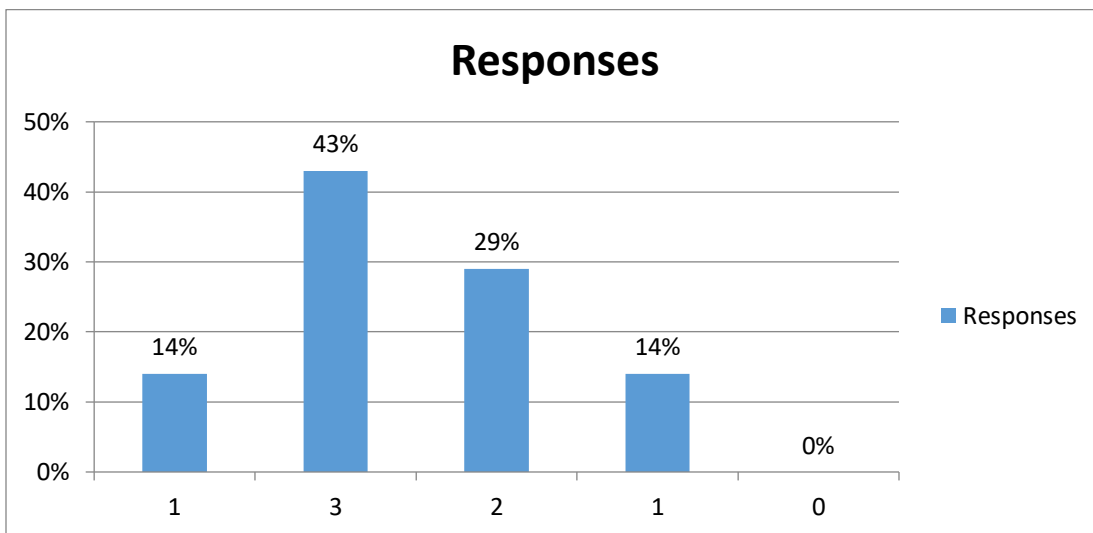
### 8. Ability to use school / college equipment for students

Rating Scale	5	4	3	2	1	Total Respondents
Responses in Numbers	1	3	2	1	0	7
Responses in Percentage	14%	43%	29%	14%	0%	100%



#### 9. Innovativeness, creativity & Simplicity and sense of belonging in students

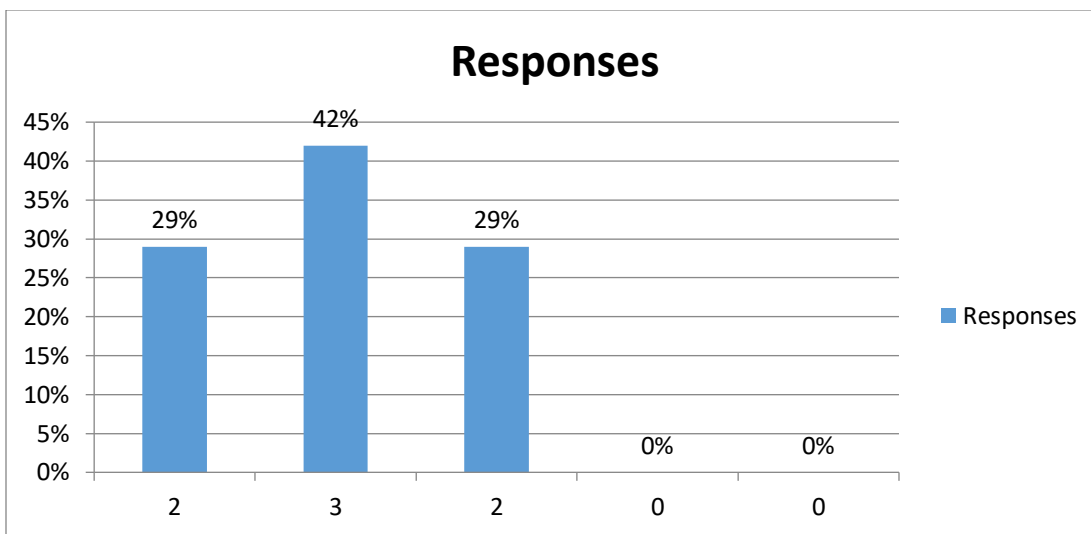
Rating Scale	5	4	3	2	1	Total Respondents
Responses in Numbers	1	3	2	1	0	7
Responses in Percentage	14%	43%	29%	14%	0%	100%



#### 10. Involvement in social activities & Respect for values in life

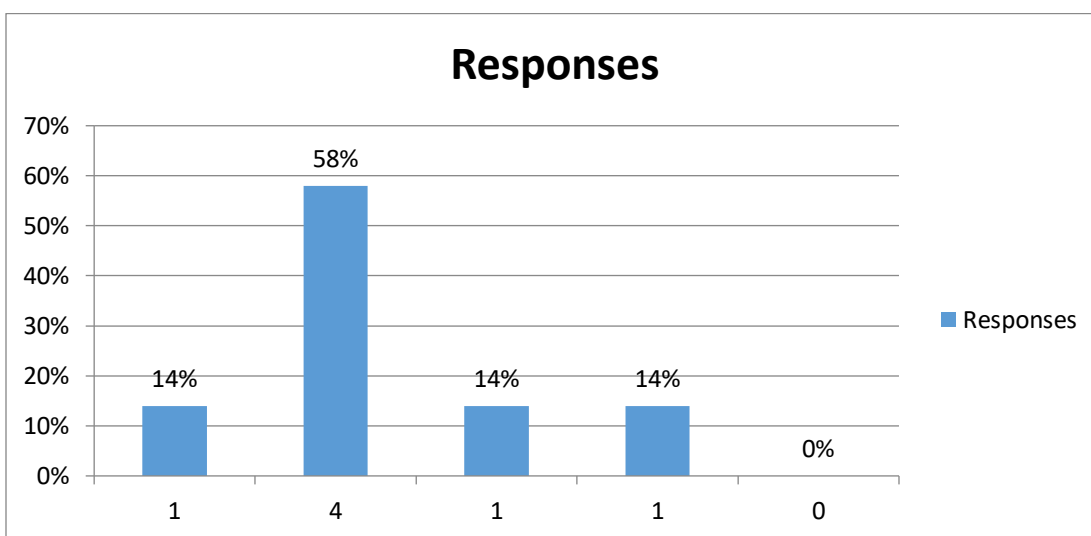
Rating Scale	5	4	3	2	1	Total Respondents
Responses in Numbers	2	3	2	0	0	7

Responses in Percentage	29%	42%	29%	0%	0%	100%
-------------------------	-----	-----	-----	----	----	------



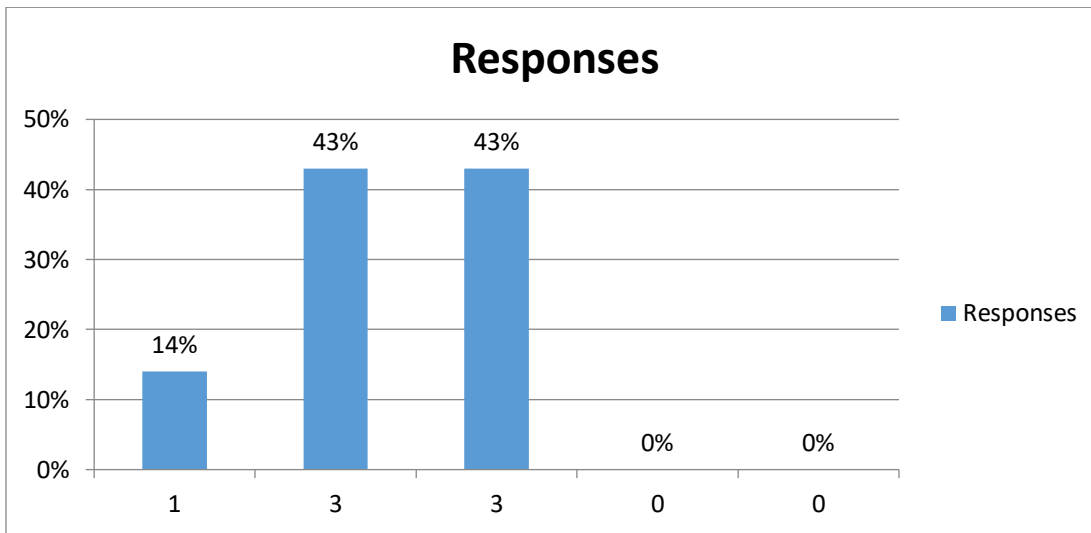
**11. Curriculum relevant for employability & effective in developing innovative thinking**

Rating Scale	5	4	3	2	1	Total Respondents
Responses in Numbers	1	4	1	1	0	7
Responses in Percentage	14%	58%	14%	14%	0%	100%



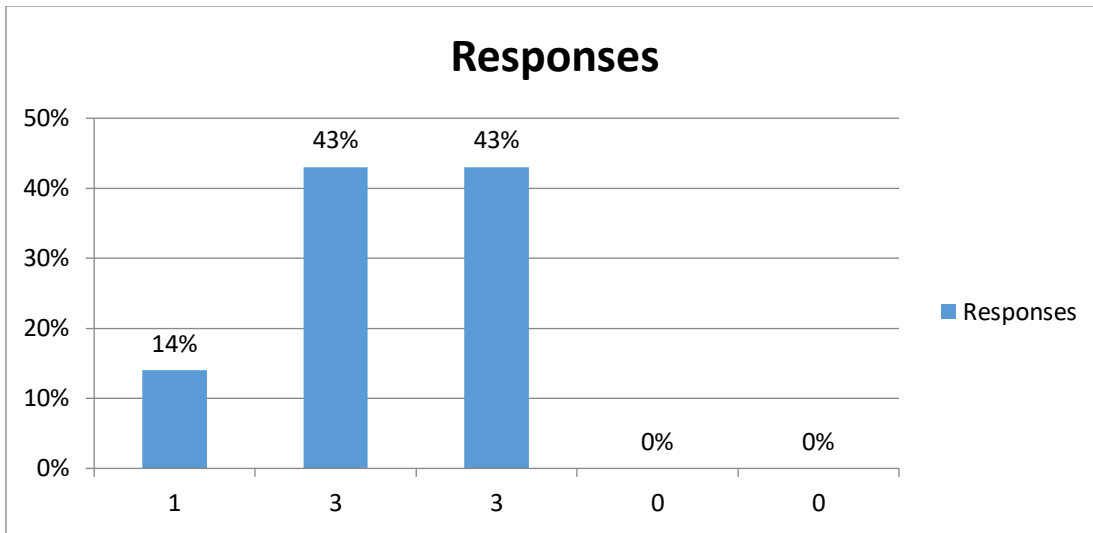
**12. Current syllabus is need based**

Rating Scale	5	4	3	2	1	Total Respondents
Responses in Numbers	1	3	3	0	0	7
Responses in Percentage	14%	43%	43%	0%	0%	100%



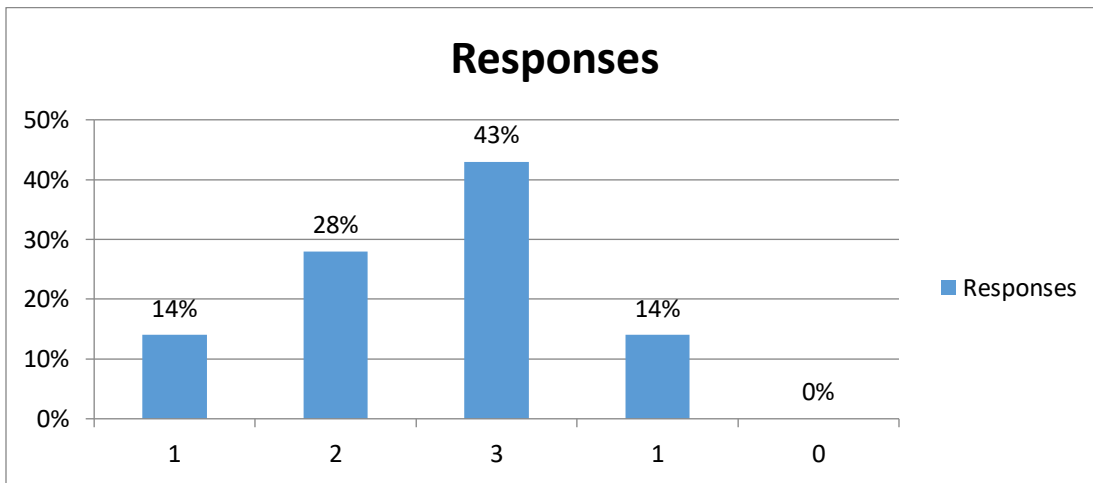
### 13. Effectiveness of curriculum for development of teaching skills

Rating Scale	5	4	3	2	1	Total Respondents
Responses in Numbers	1	3	3	0	0	7
Responses in Percentage	14%	43%	43%	0%	0%	100%



**14. Syllabus effective in developing skill oriented human resources**

Rating Scale	5	4	3	2	1	Total Respondents
Responses in Numbers	1	2	3	1	0	7
Responses in Percentage	14%	29%	43%	14%	0%	100%



**15. Qualitative Remark**

1. Teachers have shown excellent ability to set goals and persistent in achieving them.
2. Students communication skill were good.
3. Adaptable to change.
4. Collaboration in working

5. Application of core value in easy step.

6. Good approach in teaching.


### **Suggestions**

1. Need to work on Class control.

2. Need to plan more student centric activities.

3. Can add more practical exposes to get the students future today.

PR Sonar



**I/C PRINCIPAL**  
Ashoka Education Foundation's  
Ashoka International Centre for  
Educational Studies and Research  
Ashoka Marg, Wadala, Nashik-422 006